



# **Geophysical Consequences of Tropospheric Particulate Heating: Further Evidence that Anthropogenic Global Warming is Principally Caused by Particulate Pollution**

**J. Marvin Herndon<sup>1\*</sup> and Mark Whiteside<sup>2</sup>**

<sup>1</sup>*Transdyne Corporation, 11044 Red Rock Drive, San Diego, CA 92131, USA.*

<sup>2</sup>*Florida Department of Health in Monroe County, 1100 Simonton Street, Key West, FL 33040, USA.*

## **Authors' contributions**

*This work was a joint effort between the authors that is part of an ongoing collaboration aimed at providing scientific, medical, public health implications and evidence related to aerosolized coal fly ash including its use in the near-daily, near-global covert geoengineering activity. Author JMH was primary responsible for geophysical and mineralogical considerations. Author MW was primarily responsible for medical and public health considerations. Both authors read and approved the final manuscript.*

## **Article Information**

DOI: 10.9734/JGEESI/2019/v22i430157

### Editor(s):

- (1) Dr. Kingsley Eghonghon Ukhurebor, Lecturer, Department of Physics, Edo University Iyamho, Edo State, Nigeria.
- (2) Prof. Anthony R. Lupo, Professor, Department of Soil, Environmental, and Atmospheric Science, University of Missouri – Columbia, USA.

### Reviewers:

- (1) Hideharu Shintani, Chuo University, Japan.
  - (2) A. Ayeshamariam, Khadir Mohideen College, India.
  - (3) Nwaerema Peace, University of Port Harcourt, Nigeria.
  - (4) Gabrielli Teresa Gadens Marcon, University of Rio Grande do Sul State, Brazil.
  - (5) Peter Stallinga, University of the Algarve Faro, Portugal.
- Complete Peer review History: <http://www.sdiarticle3.com/review-history/50545>

**Review Article**

**Received 04 June 2019  
Accepted 12 August 2019  
Published 19 August 2019**

## **ABSTRACT**

The climate science community and the United Nations' Intergovernmental Panel on Climate Change have misinformed world governments by failing to acknowledge tropospheric particulate geoengineering that has been ongoing with ever-increasing duration and intensity for decades, and by treating global warming solely as a radiation-balance issue, which has resulted in a seriously incomplete understanding of the fundamental factors that affect Earth's surface temperature. Here

\*Corresponding author: E-mail: [mherndon@san.rr.com](mailto:mherndon@san.rr.com);

we review the consequences of tropospheric particulate heating by absorption of short- and long-wave solar radiation and long-wave radiation from Earth's surface. Generally, black carbon absorbs light over the entire solar spectrum; brown carbon absorbs near-UV wavelengths and, to a lesser extent, visible light; iron oxides are good absorbers, the most efficient being magnetite. Pyrogenic coal fly ash, both from coal burning and from tropospheric jet-spraying geoengineering (for military purposes and/or climate engineering), contains carbon and iron oxides, hematite and magnetite. The recently published climate-science paradigm shift discloses that the main cause of global warming is not carbon dioxide heat retention, but particulate pollution that *absorbs radiation, heats the troposphere, and reduces the efficiency of atmospheric-convective heat removal from Earth's surface*. In addition to the World War II data, three other independent lines of supporting evidence are reviewed: (1) Passage overhead of the Mt. St. Helens volcanic plume; (2) Radiosonde and aethalometer investigations of Talukdar et al.; and, (3) convection suppression over the tropical North Atlantic caused by the Saharan-blown dust. The risks associated with the placement of aerosol particulates into the stratosphere, whether lofted naturally, inadvertently, or deliberately as proposed for solar radiation management, poses grave risks, including the destruction of atmospheric ozone. To solve global warming humanity must: (1) Abruptly halt tropospheric particulate geoengineering; (2) Trap particulate emissions from coal-fired industrial furnaces (especially in India and China) and from vehicle exhaust; and, (3) Reduce particulate-forming fuel additives.

*Keywords: Aerosol particulate heating; aerosol particulates; geoengineering; climate change; atmospheric convection; coal fly ash; particulate pollution; global warming.*

## 1. INTRODUCTION

The idea that our planet is experiencing global warming due to anthropogenic carbon dioxide and other greenhouse gases has been hammered into public consciousness for three decades. There are good reasons to believe that political motives are driving much of the scientific work of the climate science community and the United Nations' Intergovernmental Panel on Climate Change (IPCC) [1]. Real science, unlike politics, is all about telling the truth, truth that is securely anchored to the properties of matter and energy (radiation) [2,3]. However, the climate science community, including the IPCC [4], has failed to tell the truth by not considering or even mentioning the climate-affecting tropospheric particulate geoengineering that has been ongoing for decades and which has become a near-daily, near-global activity (Fig. 1). The failure to take into consideration the ongoing tropospheric particulate geoengineering compromises IPCC evaluations as well as the published work of numerous climate scientists, and calls into question whether or not political motivations are involved [5].

There are concerted efforts to deceive the scientific community and the public into believing that particulate trails, such as shown in Fig. 1 are ice-crystal 'contrails' from the moisture vapor in jet exhaust [6,7]. The U. S. Air Force produced Document AFD-0561013-001 to deceive the

public about the aerial spraying, a section, entitled *The Chemtrail Hoax*, states: "*There is no such thing as a 'Chemtrail'* [a term some use to describe the aerial spraying] ... *Contrails* [ice crystals from aircraft exhaust moisture] *are safe and are a natural phenomenon. They pose no health hazard of any kind*" [7].

Retired U. S. Air Force Brig. General Charles Jones reportedly issued in part the following statement concerning observed trails in the sky [8]: "*When people look up into the blue and see white trails paralleling and crisscrossing high in the sky little do they know that they are not seeing aircraft engine contrails, but instead they are witnessing a manmade climate engineering crisis facing all air breathing humans and animals on planet Earth.... Toxic atmospheric aerosols [are] used to alter weather patterns, creating droughts in some regions, deluges and floods in other locations and even extreme cold under other conditions...."*

Concerned citizens have taken numerous photographs showing that the particulate trails observed are physically inconsistent with being ice-crystal contrails [9-11]. Fig. 2 shows both the typically white trails, like those in Fig. 1, which are consistent with coal fly ash [10-13] and show much scattered light, and black trails, likely produced by carbon black (BC) which absorbs light much more efficiently with far less scatter. Ice crystal contrails are never black. One of us

(JMH) witnessed white trails beneath the cloud cover over Frankfurt, Germany, and black trails above the clouds, presumably to be out of sight.

For more than three billion years, as long as life has existed on Earth, the surface of our planet has maintained a remarkably stable state of thermal equilibrium through the aggregate-effect of numerous natural processes, despite being bombarded by potentially variable solar radiation from above [14,15] and potentially variable

planetary energy sources from below, including georeactor nuclear fission energy [16-19] and stored protoplanetary compression energy [20-22]. Decades ago, considering the ever-increasing scale of human activity, it might have been prudent to engage in open scientific debates and discussions to ascertain with reasonable certainty the nature and extent that human activities might be altering those natural processes. But, such objective, open inquiry never occurred.



**Fig. 1. Geoengineering particulate trails with photographers' permission. Clockwise from upper left: Sody-Daisy, Tennessee, USA (David Tulis); Reiat, Switzerland (Rogerio Camboim SA); Warrington, Cheshire, UK (Catherine Singleton); Alderney, UK looking toward France (Neil Howard); Luxembourg (Paul Berg); New York, New York, USA (Mementosis)**



**Fig. 2. Both white and black particulate trails above Danby, Vermont, an impossible combination for alleged ice-crystal ‘contrails’**

Instead, in 1988 the IPCC was established, and in concert with various other governmental entities, such as the U. S. National Aeronautics and Space Administration (NASA), and presumably driven by political and/or financial motives [23], the IPCC convinced numerous political leaders that greenhouse gases, notably fossil-fuel produced carbon dioxide (CO<sub>2</sub>), were trapping heat that otherwise should have been released to space [4]. As the Cold War ended, climate change, also known as global warming, became the new global enemy.

The science promulgated by the IPCC and the climate science community is seriously flawed, not only by its failure to consider all factors affecting climate (notably ongoing covert geoengineering), but also by the application of a seriously flawed investigatory-methodology that includes the use of assumption-based computational models that typically begin with a known end-result that is attained by cherry-picking data and parameters [24]. Computational models, sometimes called simulations, are computer programs subject to the well-known dictum “*garbage in, garbage out*” [25].

As the noted atmospheric chemist and inventor of the electron capture detector James Lovelock noted [26]: “*Gradually the world of science has evolved to the dangerous point where model-*

*building has precedence over observation and measurement, especially in Earth and life sciences. In certain ways modeling by scientists has become a threat to the foundation on which science has stood: the acceptance that nature is always the final arbiter and that a hypothesis must always be tested by experiment and observation in the real world.*”

Generally, to maintain stable surface temperatures over time, all of the heat received from the sun [14,15], as well as the heat brought to the surface from deep-Earth heat-sources [16-22], must be released to space. The climate science community treats global warming solely as a radiation-balance issue. Toward that end they define an artificial construct “radiative forcing” or “climate forcing” in units of Wm<sup>-2</sup> relative to 1750 Wm<sup>-2</sup> as a means to represent the departure from zero-net radiation balance [27], which they presume is caused primarily by anthropogenic carbon dioxide and other greenhouse gases. While that approach provides a common means to express computer model results, it also leads to an incomplete understanding of all of the factors that affect Earth’s surface temperature, as we disclose in this review.

Moreover, in instances there is a lack of understanding of fundamental processes that are

crucial to the problem of understanding the maintenance of Earth's surface temperature. For example, many climate scientists (falsely) believe that particulate aerosols, including black carbon (BC), cool the Earth's surface [28-36] or are uncertain whether aerosols cool or heat the Earth [37,38]. For example, Ramanathan and Carmichael [39] state: "...black carbon has opposing effects of adding energy to the atmosphere and reducing it at the surface." Similarly, Andreae, Jones and Cox [28] state: "Atmospheric aerosols counteract the warming effects of anthropogenic greenhouse gases by an uncertain, but potentially large, amount."

Uncertainty as to whether aerosols result in cooling or warming hinders the ability to project future climate changes [40,41] and even hinders the ability to understand the fundamental factors responsible for maintaining surface temperatures in a range that makes life possible.

Science progresses by questioning the correctness of popular paradigms, and through tedious efforts to place seemingly independent observations into a logical order in the mind so that causal relationships become evident and new understanding emerges [2]. In a series of publications we disclosed a fundamentally different understanding of the main cause of global warming [1,42-45]. The main cause of anthropogenic global warming is not carbon dioxide heat retention, but particulate pollution that heats the troposphere and reduces the efficiency of atmospheric-convective heat removal from Earth's surface [1,42-45].

Rather than making grand, detailed, computational-models based upon the poorly understood complexities of climate science, a preferred approach, we suggest it is more fruitful to better understand the behavior of several specific factors that affect Earth's climate. Toward that end, we review evidence related to the behavior and climate consequences of tropospheric particulate heating.

## 2. TROPOSPHERIC PARTICULATE HEATING

Solid and/or liquid particles, typically  $\leq 10 \mu\text{m}$  across, in the troposphere originate from a variety of sources including moisture condensation [46], incomplete biomass burning, combustion of fossil fuels, volcanic eruptions, wind-blown road debris, sand, sea salt, biogenic

material [47] and, significantly, pyrogenic coal fly ash from unfiltered industrial exhaust [48-51] and geoengineering applications [10-13,52-54]. Tropospheric particulates have short atmospheric residence times ranging from days to a few weeks, but nevertheless have direct climate effects through their absorbing solar radiation and radiation from Earth's surface, as well as indirect effects on cloud formation and associated microphysics [55-58].

When a light photon interacts with particulate matter, it is either reflected (scattered) or absorbed. Considerable efforts have been expended to obtain reflectance spectral data [59] because of their importance in remote imaging technology. Regrettably, there is a dearth of absorption spectral data as the climate science community has been slow to appreciate its importance. Recently, however, measurements of particulate-matter absorption spectra are beginning to be made and, although limited, for example, in spectral-wavelength, it is possible to make accurate non-quantitative generalizations.

Aerosol particles interact with solar radiation by scattering (i.e. reflecting) or absorbing the radiation, both long-wave and short-wave. They become heated and subsequently transfer that heat to the atmosphere through molecular collisions [60,61]. The contribution of black carbon to atmospheric heating is widely recognized [39,60]. However, virtually all aerosol particles absorb solar radiation to some extent, including those that have a high proclivity to scatter radiation [62,63]. Quantifying aerosol absorption/scattering presents considerable uncertainties for many reasons including, for example, variations in particle size, surface topography, chemical/mineral composition, surface coatings, as well as differences in and lack of knowledge of relevant absorption spectra [64,65].

Most particulates found in the troposphere absorb solar energy to some extent from one or more portions of the wavelength spectrum [66-72]. As Hunt noted [73]: "A dispersion of small absorbing particles forms an ideal system to collect radiant energy, transform it to heat, and efficiently transfer the heat to a surrounding fluid.... If the characteristic absorption length for light passing through the material comprising the particles is greater than the particle diameter, the entire volume of the particles is active as the absorber. When the particles have absorbed the sunlight and their temperature begins to rise they

*quickly give up this heat to the surrounding gas...."*

The one generalization that can now be made is that virtually all tropospheric aerosol particulates, including cloud droplets and their aerosol components, absorb short- and long-wave solar radiation, and absorb long-wave radiation from Earth's surface, thus becoming heated. Moreover, aerosols can modify cloud properties and suppress rainfall [74-77]. As Tao et al. [78] note: "*Aerosols, and especially their effect on clouds and precipitation, are one of the key components of the climate system and the hydrological cycle. Yet the aerosol effect on clouds and precipitation remains poorly known.*"

In one series of experiments, Ramana et al. [79] measured relative heating rates in the lowest 3 km of the atmosphere using vertically stacked multiple lightweight autonomous unmanned aerial vehicles and found in that instance that the "*contribution of absorbing aerosols to the heating rate was an order of magnitude larger than the contribution of CO<sub>2</sub> and one-third that of the water vapour.*"

Whereas the methodology utilized by the IPCC and climate science community has focused primarily on the problem of sun-Earth radiation balance and departures therefrom, our focus has been on *understanding the processes involved in the disposition of absorbed heat, notably the consequences of particulate pollution on atmospheric convection*, which we submit, is a primary mechanism for maintaining Earth's habitable surface temperature [1,42-45].

## **2.1 Role of Carbon and Iron in Aerosol Heating**

Dark-colored particulates are efficient absorbers of solar radiation of which black carbon (BC), e.g. soot, absorbs light over the entire solar spectrum; brown carbon, e.g. soil humus, on the other hand, absorbs near-UV wavelengths and, to a lesser extent, visible light [80]. Carbon surface deposits on non-carbonaceous aerosols can enhance their solar radiation heat potential [81].

Iron is usually found in anthropogenic carbonaceous particles [82]. Iron-oxide minerals, although somewhat less efficient solar radiation absorbers than carbon, nevertheless are dominant among mineral radiation-absorbers. Alfaro et al. [83] measured light absorption in

samples of desert dust at two wavelengths, 325 nm (ultraviolet) and 660 nm (red light). They found for mineral dust from Niger, Tunisia, and China, sampled near their source and thus devoid of anthropogenic carbon contamination, iron-oxide was by far the greatest light absorbing substance with the amount of absorption being a linear function of iron oxide content. They further found that the absorption at 325 nm is about 6 times greater than at 660 nm. In addition, Liu et al. [84] employed an "*airborne laser-induced incandescence instrument*" to measure the hematite content of the Saharan dust layer which is known to be heated by solar radiation [85,86].

Matsui et al. [50] discussed the relative importance of anthropogenic combustion iron and iron from mineral dust in aerosol heating, and noted that "*magnetite [Fe<sub>3</sub>O<sub>4</sub>] is the most efficient short-wave absorber among iron oxides in the atmosphere.*" Moteki et al. [51] found that the majority of aerosol iron oxide particles in East Asian continental atmospheric outflows are anthropogenic aggregated magnetite nanoparticles that, in addition to carbonaceous aerosols, are significant contributors to short-wave atmospheric heating. Recent results indicate that the atmospheric burden of anthropogenic iron of pyrogenic origin is 8 times greater than previous estimates [50].

Yoshida et al. [87] note that there is a strong correlation between anthropogenic FeOx and BC particles in the East Asian continental outflow of anthropogenic origin. That is not surprising as pyrogenic coal fly ash, in addition to containing magnetite and other iron-oxides, contains carbon particles [88]. For a set of UK coal fly ash (CFA) samples, the hematite (Fe<sub>2</sub>O<sub>3</sub>) range was determined as 2.5 – 8.6 wt.%, the magnetite (Fe<sub>3</sub>O<sub>4</sub>) range as 0.8 – 4.1 wt.% [89]. The carbon content of coal fly ash by one estimate is 2 – 5 wt.% under optimum conditions, and 20 wt.% under non-optimum conditions [90]. Another investigation found the carbon content range of coal fly ash to be 2.7 – 14.5 wt.% [91]. One thing is clear from these data: Aerosolized coal fly ash efficiently absorbs solar radiation and heats the troposphere.

## **2.2 Role of Forest Fires in Aerosol Heating**

The smoke and ash from forest fires uplifted into the troposphere comprises one class of aerosol particulates that contains black carbon, brown carbon and iron oxides [70,92]. Iron oxides in the

ash from forest fires can be converted at high temperatures to magnetite ( $\text{Fe}_3\text{O}_4$ ) which is an even more efficient absorber of solar radiation [69]. The effect of forest-fire originated brown carbon aerosols on atmospheric heating likely has been underestimated [93]. Since 1999 there has been a four-fold increase in the particulates arising from forest fires in the United States [94], which to some extent appears to be one consequence of the now near-daily, near global aerosol particulate geoengineering [11]; corresponding increases have been noted worldwide [95-97]. In addition, fire increases surface heat, and reduces water-evaporation by damaging the canopy [98]. Moreover, forest fires have an “*immediate and profound impact*” on snow disappearance, earlier springtime melt, and lower summer stream flows [94].

### 2.3 Role of Coal Fly Ash in Aerosol Heating

As the aerial spraying, like that shown in Fig. 1, became a near-daily activity in San Diego (USA), one of us (JMH) began a series of investigations aimed at determining the nature and composition of the aerosolized particulates being sprayed. Initially, comparison of Internet-posted 3-element rainwater analyses with corresponding laboratory water-extract analyses of a likely potential aerosol provided the first scientific forensic evidence that the main particulate-substance being jet-sprayed was consistent with the leaching-behavior of coal fly ash (CFA) [52]. Subsequently, comparing 11 similarly-analysed elements validated that forensic finding [13]. Additional consistency was demonstrated by comparing CFA analyses to 14 elements measured in air-filter trapped outdoor aerosol particles [10], and to 23 elements measured in aerosol particles brought down during a snowfall and released upon snow-melting [12,13].

Burning coal concentrates the harmful elements in the ash [99]. The heavy ash that is formed settles beneath the burner. The light ash, called coal fly ash (CFA), forms by condensing and accumulating in the hot gases above the burners. Coal fly ash escapes into the atmosphere from smokestacks in India and China, but is usually trapped and sequestered in Western nations [100,101].

The annual global production of CFA in 2013 was estimated to be 600 million metric tons

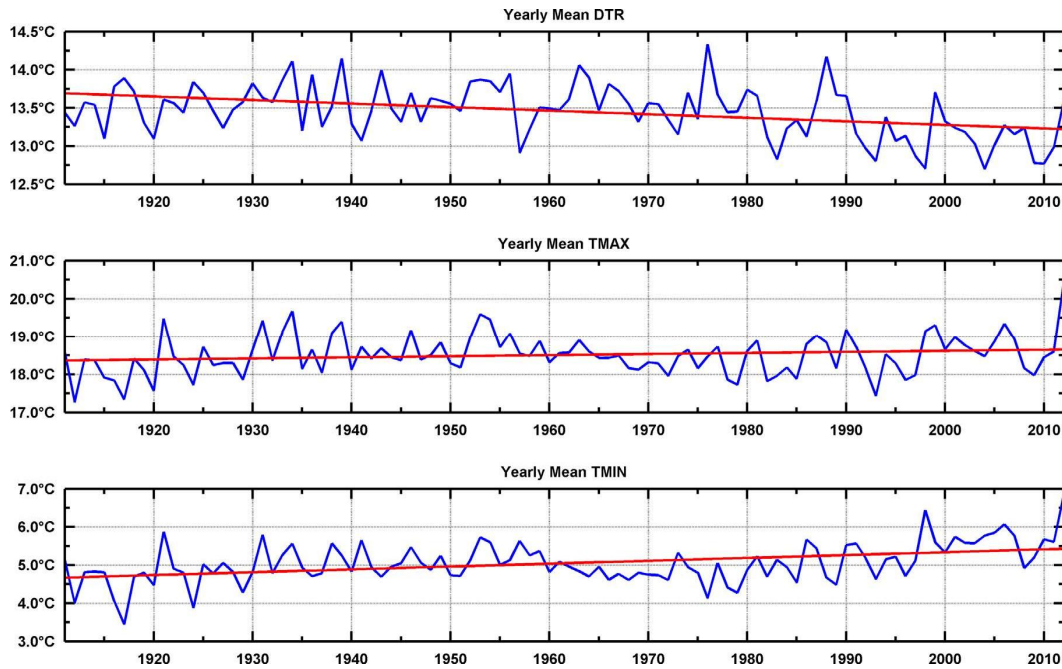
[102]. Coal fly ash is a cheap waste product that requires little additional processing for use as a jet-sprayed aerosol since its particles form in sizes ranging from 0.01 – 50  $\mu\text{m}$  in diameter [103]. Except for its serious harm to human and environmental health [11,13,104-111], CFA is an ideal particulate for heating the troposphere through absorption of short-wave and long-wave radiation as CFA contains substantial quantities of the iron oxides, hematite and magnetite, as well as carbon [88-91].

### 3. DIURNAL TEMPERATURE RANGE

The diurnal temperature range (DTR), the daily high temperature minus nightly low temperature, ( $T_{\text{max}} - T_{\text{min}}$ ), when tracked over time provides a measure of climate change that is model-independent. Moreover, greenhouse gases' effects on long-wave radiation are equivalent during both day and night, and thus affect  $T_{\text{max}}$  and  $T_{\text{min}}$  equally. DTR data are therefore essentially independent of the direct radiative consequences of greenhouse gases [4,112]. Furthermore, greenhouse gases are transparent to incoming solar radiation [113]. Although the reduction in  $T_{\text{max}}$  can be explained by sunlight being absorbed or scattered by particulates or by clouds, the increase in  $T_{\text{min}}$  is *inexplicable within the current IPCC understanding of climate science* [4] which is dominated by radiation-balance considerations.

Diurnal temperature range (DTR) data are typically presented as averages over suitable increments of time for a large geographic area. Fig. 3 from Qu et al. [114] presents yearly DTR,  $T_{\text{max}}$  and  $T_{\text{min}}$  mean values over the continental USA throughout most of the 20<sup>th</sup> century and up to 2010.

As shown in Fig. 3,  $T_{\text{min}}$  increases at a greater rate than  $T_{\text{max}}$  causing DTR to decrease over time, a phenomenon that is observed in many similar investigations [115-118] but not all [119]. The reduction in  $T_{\text{max}}$  can be explained by sunlight being blocked by particulates or by clouds [117], however, the concomitant increase in  $T_{\text{min}}$  is problematic within the radiation-balance paradigm practiced by the IPCC and climate science community. A good way to make advances in science, in instances such as this, is to ask the question: “*What is wrong with this picture?*” [3].



**Fig. 3. Yearly DTR,  $T_{max}$  and  $T_{min}$  mean values over the continental USA. The red lines are linear regressions. From [45,114], (<http://creativecommons.org/licenses/by-nc-nd/3.0/>)**

#### 4. EVIDENCE FROM WORLD WAR II

Gottschalk [120,121] noticed a thermal peak coincident with World War II (WW2) in a global temperature profile image on the front page of the January 19, 2017 *New York Times*. He applied sophisticated curve-fitting techniques to 8 independent global temperature datasets from the U. S. National Oceanic and Atmospheric Administration (NOAA) and demonstrated that the WW2 peak is a robust feature. He concluded that the thermal peak “is a consequence of human activity during WW2” [120,121].

The conspicuous aspect of Gottschalk’s global-warming results [120], shown by the black curves in Fig. 4, is that immediately after WW2 the global warming rapidly subsided. That behavior is inconsistent with CO<sub>2</sub>-caused global warming because CO<sub>2</sub> persists in the atmosphere for decades [4,122]. CO<sub>2</sub>-caused global warming during WW2 can be further ruled out as Antarctic Law Dome Ice core data during the period 1936-1952 show no significant increase in CO<sub>2</sub> during the war years, 1939-1945 [123]. The evidence thus points to a feature other than CO<sub>2</sub> for the WW2 climate event.

One of us (JMH) realized that WW2 activities injected massive amounts of particulate matter

into the troposphere from extensive military industrialization and vast munition detonations, including the demolition of entire cities, and their resulting debris and smoke. The implication is that the aerosolized pollution particulates trapped heat that otherwise should have been returned to space, and thus caused global warming at Earth’s surface [42]. If particulate pollution caused the sudden rise in temperature, it would have subsided rapidly after hostilities ceased. Rapid cessation of WW2 global warming is thus understandable, since tropospheric pollution-particulates typically fall to ground in days to weeks [55-58,124].

Fig. 4, from [42,120], shows relative-value, particulate-pollution proxies added to Gottschalk’s figure: Global coal production [125,126]; global crude oil production [126,127]; and, global aviation fuel consumption [126]. Each proxy dataset was normalized to its value at the date 1986, and anchored at 1986 to Gottschalk’s boldface, weighted average, relative global warming curve. The particulate-proxies track well with the 8 NOAA global datasets used by Gottschalk [42].

Following the end of WW2 hostilities, wartime aerosol particulates rapidly settled to ground [124], Earth radiated its excess trapped energy,



and global warming abruptly subsided for a brief time [42]. Soon, however, post-WW2 industrial growth, initially in Europe and Japan, and later in China, India, and the rest of Asia [128] increased worldwide aerosol particulate pollution and with it concomitant global warming [42]. The rapid non-linear rise in these curves in recent decades presumably has been also accelerated by covert tropospheric aerosol geoengineering operations.

From the evidence shown in Fig. 4, there is one inescapable conclusion: Aerosol particulate pollution, not carbon dioxide, is the main cause of anthropogenic global warming. That conclusion is not at all evident if you rely on the “radiation-balance” methodology and parametrized models so widely utilized. The concept that aerosol particulate pollution is the main cause of global warming thus constitutes a *climate-science paradigm shift*.

In the desert cloudy days are usually cooler than non-cloudy days, while cloudy nights are typically warmer than non-cloudy nights. With that observation in mind, we now review the evidence of the principal mechanism responsible for aerosol particulate caused global warming.

## 5. MECHANISM OF GLOBAL WARMING BY AEROSOLIZED PARTICULATES

Aerosol particulates that become heated and transfer that heat to the surrounding atmosphere have been said to cause “*changes in the atmospheric temperature structure*” [129]. Published scientific papers rarely, if ever, mention of the consequences of such observations on atmospheric convection, and the concomitant surface-heat-transfer reduction that results from “*changes in the atmospheric temperature structure*” [4].

Indeed, convection is perhaps the most misunderstood natural process in Earth science. Hypothetical convection models of the Earth’s fluid core [130-133] and of the Earth’s mantle [134,135] continue to be produced, although sustained thermal convection in each instance has been shown to be physically impossible [16] thus necessitating a fundamentally different geoscience paradigm [17,20-22,136-138].

Convection in Earth’s troposphere is dynamically complex. Computational models, although simplistic, are mathematically complicated [139,140] and typically utilize parametrization-based [141] assumption-simplification solutions

of hydrodynamic equations [142,143]. Critical details of the actual physical process of convection may be thus obscured in climate-science models.

Chandrasekhar described convection in the following, easy-to-understand way [144]: *The simplest example of thermally induced convection arises when a horizontal layer of fluid is heated from below and an adverse temperature gradient is maintained. The adjective ‘adverse’ is used to qualify the prevailing temperature gradient, since, on account of thermal expansion, the fluid at the bottom becomes lighter than the fluid at the top; and this is a top-heavy arrangement which is potentially unstable. Under these circumstances the fluid will try to redistribute itself to redress this weakness in its arrangement. This is how thermal convection originates: It represents the efforts of the fluid to restore to itself some degree of stability.*

To the best of our knowledge, consequences of the *adverse temperature gradient*, described by Chandrasekhar [144] have not been explicitly considered in either solid-Earth or tropospheric convection calculations. A simple classroom-demonstration experiment, however, can provide critical insight for understanding how convection works, applicable to both tropospheric and Earth-core convection [44].

*As described recently [45]: “The convection classroom-demonstration experiment was conducted using a 4 liter beaked-beaker, nearly filled with distilled water to which celery seeds were added, and heated on a regulated hot plate. The celery seeds, dragged along by convective motions in the water, served as an indicator of convection. When stable convection was attained, a ceramic tile was placed atop the beaker to retard heat loss, thereby increasing the temperature at the top relative to that at the bottom, thus decreasing the adverse temperature gradient.*

*Fig. 5, from [44], extracted from the video record [145], shows dramatic reduction in convection after placing the tile atop the beaker. In only 60 seconds the number of celery seeds in motion, driven by convection, decreased markedly, demonstrating the principle that reducing the adverse temperature gradient decreases convection. That result is reasonable as zero adverse temperature gradient by definition is zero thermal convection.”*

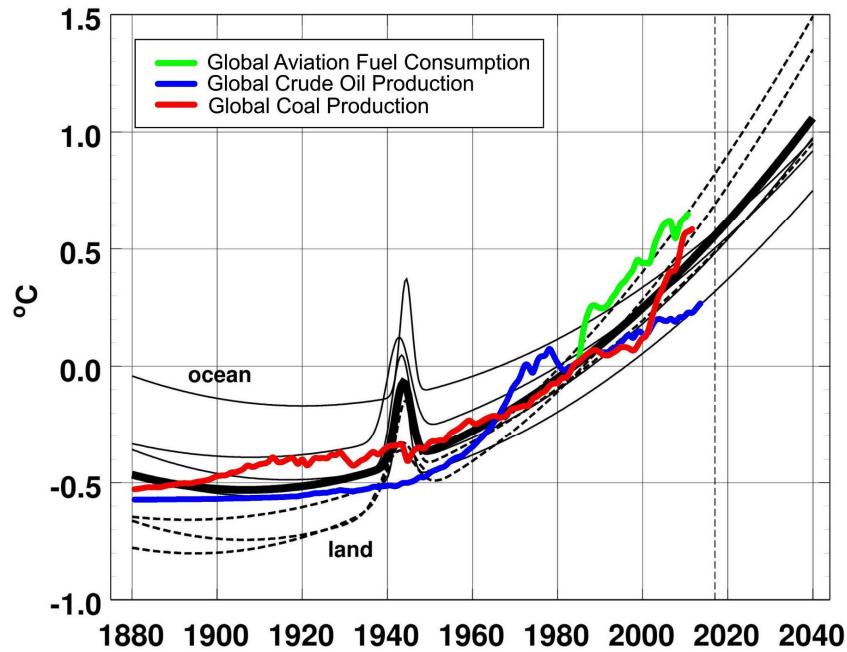


Fig. 4. Copy of Gottschalk’s fitted curves for eight NOAA data sets showing relative temperature profiles over time [120] to which are added proxies for particulate pollution. dashed line, land; light line, ocean; bold line, weighted average from [42]




Fig. 5. From [44]. A beaker of water on a regulated hot plate with celery seeds pulled along by the fluid convection motions. Placing a ceramic tile atop the beaker a moment after T=0 reduced heat-loss, effectively warming the upper solution’s temperature, thus lowering the adverse temperature gradient, and reducing convection, indicated by the decreased number of celery seeds in motion at T=60 sec

Particulate matter in the troposphere, including the moisture droplets of clouds not only blocks sunlight, but absorbs radiation from both in-

coming solar radiation and from out-going terrestrial radiation. The heated particles transfer their heat to the surrounding atmosphere,

increasing its temperature and reducing the adverse temperature gradient relative to the surface. The reduction of the adverse temperature gradient, as demonstrated by the above classroom-demonstration, concomitantly reduces convective heat transport from Earth's surface.

## 6. EVIDENCE OF CONVECTION-DRIVEN SURFACE HEAT LOSS-REDUCTION

The above discussion of the consequences of reduced tropospheric adverse temperature gradient is general, and pertains to global warming, regional warming, and to local warming. In the case of global warming, specific data on aerosol particulates might be available only for quite limited circumstances, such as the case of soot accumulation on museum bird specimens collected during the WW2 era [146]. However, the vast WW2 historical record, including film documentation, should leave no doubt that WW2-activity spiked the troposphere with vast amounts of particulate matter. Moreover, the particulate-proxies, shown in Fig. 4, track well with the subsequent global warming record.

In the case of WW2, global warming was inferred from an understanding of the manner by which aerosolized particulates affect convection. The diurnal temperature range (DTR) data (Fig. 3), suggest that, although aerosol particulates block some sunlight from reaching Earth's surface [117], to explain the reduction in  $T_{\max}$  another process must account for the increase in  $T_{\min}$ . Data from the Mt. St. Helens 1980 volcanic eruption in Washington State (USA) [147] demonstrated that a short-term reduction in the adverse temperature gradient increased the  $T_{\min}$  of DTR data and provide an opportunity to assess the consequences of volcanic particulate injection into the troposphere [148].

As previously described [45]: *As the volcanic plume passed overhead in the troposphere, daytime temperatures dropped as the sunlight was absorbed and scattered by the particulates; nighttime temperatures, however, increased, and for a few days thereafter remained elevated presumably due to aerosol dust that persisted for a few days before falling to ground [148]. The diurnal temperature range was significantly lessened by the plume, but almost completely recovered within two days [148]. These observations are consistent with (1) the Mt. St.*

*Helens aerosol particulates in the plume absorbing LW radiation and becoming heated in the atmosphere overhead, (2) the transfer of that heat to the surrounding atmosphere by molecular collisions, (3) the lowering of the atmospheric adverse temperature gradient relative to the Earth's surface, (4) the consequent reduction of atmospheric convection, and (5) concomitant reduction of convection-driven surface heat loss, which is evident by the increase in  $T_{\min}$  [1,42-44].*

Because the IPCC and other climate scientists attempt to explain global warming by relying principally on the role of radiation transport, they are unable to explain the Mt. St. Helens' data in a logical, causally related manner as indicated, for example, by the following illogical explanation: *"at night the plume suppressed infrared cooling or produced infrared warming" [148].*

By contrast, the Mt. Pinatubo eruption ejected large amounts of material into the stratosphere, where there is very little convection and little heat transport by convection, and where particulate matter can remain for months cooling the planet by blocking sunlight and increasing albedo [149,150].

The idea that tropospheric particulates reduce atmospheric convection received further support by the long-duration series of radiosonde and aethalometer investigations undertaken by Talukdar et al. [151]. Their investigations demonstrated that higher amounts of tropospheric black carbon (BC) aerosols can disturb the normal upward movement of moist air by heating up the atmosphere, resulting in a decrease in the atmospheric convection parameters associated with the increase in concentration of BC aerosols.

Convection occurs *throughout the troposphere*, with differing degrees of scale, both geographically and altitudinally, and with various modifications caused by atmospheric circulation and lateral flow. Convection-efficiency in all instances is a function of the prevailing adverse temperature gradient. Aerosolized particulates, heated by solar radiation and/or terrestrial radiation, rapidly transfer that heat to the surrounding atmosphere, which in turn reduces the adverse temperature gradient relative to Earth's surface and, concomitantly, reduces surface heat loss and thereby over time causes increased surface warming [44]. The same particulate-pollution-driven process operates locally, as in the case of urban heat islands

[67,152-155], regionally, and globally. Consequently, *particulate pollution, not anthropogenic carbon dioxide, is the likely principal cause of global warming* [1,42-44].

## 7. CONVECTION-REDUCTION BY SAHARAN-BLOWN SOLAR-HEATED DUST

During summer months, Saharan-blown dust covers an area over the tropical ocean between Africa and the Caribbean about the size of the continental United States [66,85,86]. The dust-layer extends to an altitude of 5-6 km; measurements indicate greater dust density and associated haziness at 3 km than at the surface [86].

The warmth of the upper portion of the Saharan-blown dust layer is a consequence of its origin over the Sahara, but the warmth is maintained by the absorption of solar radiation by the dust [85], which is known to contain radiation-absorbing iron oxide [83,84] that, when incorporated in bodies of water, initiates harmful algae blooms [111,156-158].

As noted by Prospero and Carlson [86]: “... *the warmth of the Saharan air has a strong suppressive influence on cumulus convection* ...” Dunion and Velden [85] further note: “*This new type of satellite imagery [Geostationary Operational Environmental Satellite (GOES)] reveals that the SAL [Saharan air layer] may play a major role in suppressing TC [tropical cyclone] activity in the North Atlantic. This paper presents documentation of these suppressing characteristics for a number of specific TC-SAL interactions that have occurred during several recent Atlantic hurricane seasons.*” Similarly, Wong and Dessler [159] also recognize the suppression of convection over the tropical North Atlantic by the Saharan air layer. The one commonality of these investigations is their failure to recognize the generality of the reduction of convection-efficiency that occurs as a consequence of reducing the adverse temperature gradient through aerosol particulate heating [1,42-44].

## 8. SURFACE WARMING BY FALLEN AEROSOL PARTICULATES

Tropospheric aerosol particles, as reviewed above, heat the atmosphere, reduce the adverse temperature gradient relative to Earth's surface which suppresses atmospheric convection and thus reduces surface heat loss and increases

global warming [1,42-45]. However, the lifetime of tropospheric particulates is short, typically settling to the surface in days to weeks [55-58,124]. If the aerosol particulates settle into bodies of water, their iron components disrupt the natural balance there, causing, for example, harmful algae blooms [111]. If the aerosol particulates settle on land, they absorb solar radiation and cause additional global warming [160,161]. If the aerosol particulates settle on snow or ice (Fig. 6), they also change the albedo, causing less light to be reflected and more to be absorbed, further adding to global warming [162,163]. Zhang et al. [164] estimate a 38% albedo reduction caused by downed aerosol particulates in snow cover on the Tibetan Plateau. As noted above, forest fires have an “*immediate and profound impact*” on snow disappearance, earlier springtime melt, and lower summer stream flows [94].

## 9. AEROSOL TRANSPORT OF PARTICULATES INTO THE STRATOSPHERE

There is ample evidence of tropospheric aerosols in the stratosphere [165]. Various means exist for lofting aerosols from troposphere to stratosphere, including super-cell convection [166] and monsoon anticyclonic transport [167]. Soot aerosol, presumably from airline traffic in flight corridors near 10-12 km altitude, has been observed at up to 20 km altitude [168]. Volcanic ash aerosol was observed at 19 km altitude [169].

Residence time of particulates in the stratosphere is considerably longer than the days to weeks residence time of troposphere aerosols [55-58]. For example, the mean residence time for a tungsten-185 tracer injected into the equatorial stratosphere between 18 and 20 km altitude was found to be about 10 months, with most of the transport into the troposphere occurring at middle latitudes [170].

There are inherent risks associated with the placement of aerosol particulates into the stratosphere, whether deliberately, inadvertently, or through natural processes. The current ongoing near-daily, near-global geoengineering heat-trapping activity masks the effects of potential radiation-altering stratospheric aerosols. They also pose a serious threat to atmospheric ozone which protects life from ultraviolet solar radiation. Significant stratospheric ozone destruction was observed following the eruptions of El Chich'on [171] and Pinatubo [149].



**Fig. 6. Particulate-coated glacier in Iceland. Courtesy of Daniel Knieper**

Table 1 from [104] shows the range of halogen compositions of coal fly ash (CFA). Covert geoengineering jet sprays massive quantities of ultra-fine CFA that presumably places vast amounts of chlorine, bromine, fluorine and iodine into the atmosphere all of which can deplete ozone. Other substances in CFA aerosols, including nano-particulates, might also adversely affect atmospheric ozone. Even if placed in the troposphere, some of this material will likely be lofted into the stratosphere [165-167].

**Table 1. Coal fly ash: range of halogen element compositions [172]**

<b>Chlorine</b> <b>µg/g</b>	<b>Bromine</b> <b>µg/g</b>	<b>Fluorine</b> <b>µg/g</b>	<b>Iodine</b> <b>µg/g</b>
13 – 25,000	0.3 – 670	0.4 – 624	0.1 – 200

By one recent estimate there have been 2,543 scientific articles published on the subject of solar radiation management geoengineering [173]. These articles also presume future solar radiation management will take place in the stratosphere, not in the troposphere where our weather mostly occurs. As should be evident in this review, academic climate scientists operating under the CO<sub>2</sub> paradigm are unlikely to be able to recognize other causes of global warming. Moreover, many of them appear to be naïve about the catastrophic dangers proposed by SRM and other geoengineering

schemes, and invariably fail to even mention the ongoing tropospheric geoengineering and its risks to human [12,52,54,106-108,174] and environmental [11,13,104,105,109-111] health.

## 10. REVIEW SUMMARY

Planet earth is getting hotter, threatening the integrity of the biosphere. By its refusal to consider the role of the covert tropospheric geoengineering that has been going on for decades, the climate science community, including the IPCC, has systematically failed to tell the truth about global warming.

The IPCC was established in 1988, and in concert with various other governmental entities and without proof, convinced numerous political leaders that fossil-fuel-produced carbon dioxide and other anthropogenic greenhouse gases were trapping heat that otherwise would be released into space. Global warming, also called climate change, became the new global enemy just as the Cold War ended.

The climate science community treats global warming solely as a radiation-balance issue which leads to a radically incomplete understanding of the factors affecting Earth's surface temperature, as disclosed in this review.

- Many climate scientists do not understand the role of tropospheric particulates, whether on balance they warm or cool the Earth.
- In a series of publications we disclosed a climate-science paradigm shift, namely, that the main cause of global warming is not carbon dioxide heat retention, but particulate pollution aerosols that heat the troposphere and reduce the efficiency of atmospheric-convective heat removal from Earth's surface.
- Most particulates found in the troposphere absorb solar energy to some extent from one or more portions of the wavelength spectrum. Particulate aerosols have direct effects of absorbing radiation as well as indirect effects on the formation, microphysics, and lifetime of clouds.
- The one generalization that can be made about virtually all tropospheric aerosol particulates, including cloud droplets and their aerosol components, is that they absorb short- and long-wave solar radiation and absorb long-wave radiation from Earth's surface and become heated, thereby making a significant contribution to global warming and climate change.
- Dark-colored particulates are efficient absorbers of solar radiation of which black carbon, e.g. soot, absorbs light over the entire solar spectrum.
- Brown carbon, e.g. humus, absorbs near-UV wavelengths and, to a lesser extent, visible light.
- Carbon surface deposits on non-carbonaceous aerosols can enhance their solar radiation heat potential.
- For carbon-free desert dust, iron oxide is by far the greatest light absorbing substance with the amount of absorption being a linear function of iron oxide content.
- Magnetite is the most efficient short-wave absorber among iron oxides in the atmosphere.
- Iron oxides in the ash from forest fires can be converted at high temperatures to magnetite which enhances the absorption of solar radiation.
- Iron is usually found in anthropogenic carbonaceous particles.
- Iron-oxide minerals, although somewhat less efficient solar radiation absorbers than carbon, nevertheless are dominant among mineral radiation-absorbers.
- Forest fires have an "*immediate and profound impact*" on snow disappearance, earlier springtime melt, and lower summer stream flows.
- Pyrogenic coal fly ash (CFA), contains magnetite and other iron-oxides, as well as carbon particles. Aerosolized CFA efficiently absorbs solar radiation and heats the troposphere.
- The main particulate-substance being jet-sprayed into the atmosphere is consistent with coal fly ash (CFA).
- Although a major threat to human and environmental health, CFA is otherwise an ideal particulate for heating the troposphere through absorption of short-wave and long-wave radiation because CFA contains substantial quantities of the iron oxides, hematite and magnetite, as well as carbon.
- The global warming peak during World War II is understandable as wartime aerosolized pollution particulates trapped heat that otherwise should have been returned to space, thus causing global warming at Earth's surface by reducing atmospheric-convective heat loss.
- WW2 global warming rapidly subsided after hostilities ceased since tropospheric pollution-particulates typically fall to ground in days to weeks.
- After 1950 global warming and particulate-proxies increased exponentially.
- Particulate matter in the troposphere, including the moisture droplets of clouds, not only blocks sunlight, but also absorbs in-coming solar radiation and out-going terrestrial radiation. These heated particles transfer that heat to the surrounding atmosphere, reducing the adverse temperature gradient relative to Earth's surface. The reduction of adverse temperature gradient concomitantly reduces convective heat transport from Earth's surface. This is a general concept that applies globally, regionally, and locally.
- The Mt. St. Helens volcanic plume provides one independent line of evidence that supports our contention that the heating of tropospheric aerosols reduces convective heat loss from Earth's surface [148].
- The radiosonde and aethalometer investigations of Talukdar et al. [151] provide a second independent line of

evidence that supports our contention that the heating of tropospheric aerosols reduces convective heat loss from Earth's surface.

- Investigations of the suppression of convection over the tropical Atlantic by the summer-blown Saharan-dust provides a third independent line of evidence that supports our contention that the heating of tropospheric aerosols reduces convective heat loss from Earth's surface [85,86,159].
- If aerosol particulates settle into bodies of water, their iron components disrupt the natural balance of such waters, causing, for example, harmful algae blooms.
- If aerosol particulates settle on land, they absorb solar radiation causing additional global warming.
- If aerosol particulates settle on snow or ice, they absorb solar radiation and also change the albedo, causing less light to be reflected and more to be absorbed, further adding to global warming.
- There is ample evidence of tropospheric aerosol transport into the stratosphere, where residence times are measured in months, not days or weeks.
- There are inherent risks associated with the placement of aerosol particulates into the stratosphere, whether deliberately, inadvertently, or through natural processes. The currently ongoing near-daily, near-global geoengineering heat-trapping activity masks the effects of potential radiation-altering stratospheric aerosols, as well as pose a serious threat to atmospheric ozone which protects life from harmful solar ultraviolet radiation.
- Covert geoengineering emplaces massive quantities of ultra-fine CFA that contains chlorine, bromine, fluorine and iodine into the troposphere, some of which may be lofted into the stratosphere, and thus potentially deplete ozone. Other substances in CFA aerosols, including nano-particulates, are also likely to adversely affect atmospheric ozone.
- Academic climate scientists and the IPCC have a fundamental misunderstanding about what really causes global warming. Moreover, they appear to minimize the grave dangers that would arise from proposed geoengineering schemes like stratospheric aerosol injection.
- More grievously, the complicity of silence among climate scientists and engineers

cloaks the covert activity of deliberately poisoning the air we all breathe, and deceives the public about the dire health risks.

Solving the anthropogenic global warming problem is well within the means of current technology, and in principle great strides could be accomplished in a matter of months, due to the short lifetime of tropospheric particulates. What is needed is: (1) Abruptly halting tropospheric particulate geoengineering; (2) trapping particulate emissions from coal-fired industrial furnaces, especially in India and China, and from vehicle exhaust; and, (3) Reducing particulate-forming fuel additives.

The problem of particulate-caused contamination of the biosphere and the runaway global warming that accompanies it must be addressed immediately if we are to have a viable future.

## 11. CONCLUSIONS

The climate science community and the United Nations' Intergovernmental Panel on Climate Change (IPCC) have failed to acknowledge tropospheric particulate geoengineering that has been ongoing with ever-increasing duration and intensity for decades. Ignoring geoengineering climate altering activities in their climate considerations leads to incorrect results and, consequently, misinformation to world governments about climate change.

The climate science community and the IPCC erred by treating global warming solely as a radiation-balance issue, which has resulted in a seriously incomplete understanding of the fundamental factors that affect Earth's surface temperature. Tropospheric particulate heating by absorption of short- and long-wave solar radiation and long-wave radiation from Earth's surface results in reducing the adverse temperature gradient relative to Earth's surface and, consequently, reducing the efficiency of atmospheric-convective surface-heat removal.

We recently published a fundamentally new climate-science paradigm shift, namely, that the main cause of global warming is not carbon dioxide heat retention, but particulate pollution that *absorbs radiation, heats the troposphere, and reduces the efficiency of atmospheric-convective heat removal from Earth's surface*. In addition to the World War II data, three additional independent lines of supporting evidence are

reviewed: (1) Passage overhead of the Mt. St. Helens volcanic plume; (2) radiosonde and aethalometer investigations of Talukdar et al.; and, (3) convection suppression over the tropical North Atlantic caused by the Saharan-blown dust.

Generally, black carbon aerosols absorb light over the entire solar spectrum; brown carbon aerosols absorb near-UV wavelengths and, to a lesser extent, visible light. Iron oxides are good absorbers, the most efficient being magnetite. Pyrogenic coal fly ash, both from coal burning and from tropospheric jet-spraying geoengineering (for military purposes and/or climate engineering), contains carbon and iron oxides, hematite and magnetite.

The risks associated with the placement of aerosol particulates into the stratosphere, whether lofted naturally, inadvertently, or deliberately as proposed for solar radiation management, poses grave risks, including the destruction of atmospheric ozone. To solve global warming humanity must: (1) Abruptly halt tropospheric particulate geoengineering; (2) trap particulate emissions from coal-fired industrial furnaces (especially in India and China) and from vehicle exhaust; and, (3) reduce particulate-forming fuel additives. Greatly reducing tropospheric aerosol particulates will quickly lead to a reduction in global warming and to an improvement in public health.

## ETHICAL APPROVAL

The authors hold that technical, scientific, medical, and public health representations made in the scientific literature in general, including this particular journal, should be and are truthful and accurate to the greatest extent possible, and should serve to the highest degree possible to protect the health and well-being of humanity and Earth's natural environment.

## COMPETING INTERESTS

Authors have declared that no competing interests exist.

## REFERENCES

1. Herndon JM. Science misrepresentation and the climate-science cartel. *J Geog Environ Earth Sci Intn.* 2018;18(2):1-13.
2. Herndon JM. Inseparability of science history and discovery. *Hist Geo Space Sci.* 2010;1:25-41.
3. Herndon JM. Some reflections on science and discovery. *Curr Sci.* 2015;108(11):1967-8.
4. Stocker T, Qin D, Plattner G, Tignor M, Allen S, Boschung J, et al. IPCC, 2013: *Climate Change 2013: The Physical Science Basis. Contribution of Working Group I to the Fifth Assessment Report of the Intergovernmental Panel on Climate Change.* Cambridge Univ. Press, Cambridge, UK, and New York. 2013; 1535.
5. Herndon JM. An open letter to members of AGU, EGU, and IPCC alleging promotion of fake science at the expense of human and environmental health and comments on AGU draft geoengineering position statement. *New Concepts in Global Tectonics Journal.* 2017;5(3):413-6.
6. Shearer C, West M, Caldeira K, Davis SJ. Quantifying expert consensus against the existence of a secret large-scale atmospheric spraying program. *Environ Res Lett.* 2016;11(8):p. 084011.
7. Available:<http://www.nuclearplanet.com/USAF.pdf> (Accessed July 27, 2019)
8. Wigington D. *Geoengineering a Chronicle of Indictment;* 2017.
9. Available:<http://www.nuclearplanet.com/websites.pdf> (Accessed July 27, 2019)
10. Herndon JM. Adverse agricultural consequences of weather modification. *AGRIVITA Journal of Agricultural Science.* 2016;38(3):213-21.
11. Herndon JM, Whiteside M. California wildfires: Role of undisclosed atmospheric manipulation and geoengineering. *J Geog Environ Earth Sci Intn.* 2018;17(3):1-18.
12. Herndon JM, Whiteside M. Further evidence of coal fly ash utilization in tropospheric geoengineering: Implications on human and environmental health. *J Geog Environ Earth Sci Intn.* 2017;9(1):1-8.
13. Herndon JM, Whiteside M. Contamination of the biosphere with mercury: Another potential consequence of on-going climate manipulation using aerosolized coal fly ash *J Geog Environ Earth Sci Intn.* 2017;13(1):1-11.



14. Abdussamatov HI. The sun defines the climate. Russian Journal "Nauka i Zhizn" ("Science and Life"). 2008;1:34-42.
15. Abdussamatov HI. Grand minimum of the total solar irradiance leads to the little ice age. *Geol Geosci*. 2013;2(2):1-10.
16. Herndon JM. Geodynamic basis of heat transport in the earth. *Curr Sci*. 2011; 101(11):1440-50.
17. Herndon JM. Terracentric nuclear fission georeactor: background, basis, feasibility, structure, evidence and geophysical implications. *Curr Sci*. 2014;106(4):528-41.
18. Mjelde R, Faleide JI. Variation of Icelandic and Hawaiian magmatism: Evidence for co-pulsation of mantle plumes? *Mar Geophys Res*. 2009;30:61-72.
19. Mjelde R, Wessel P, Müller D. Global pulsations of intraplate magmatism through the Cenozoic. *Lithosphere*. 2010;2(5):361-76.
20. Herndon JM. Solar System processes underlying planetary formation, geodynamics, and the georeactor. *Earth, Moon, and Planets*. 2006;99(1):53-99.
21. Herndon JM. Energy for geodynamics: Mantle decompression thermal tsunami. *Curr Sci*. 2006;90(12):1605-6.
22. Herndon JM. New indivisible planetary science paradigm. *Curr Sci*. 2013;105(4): 450-60.
23. Herndon JM. NASA: Politics above Science: Amazon.com; 2018.
24. Herndon JM. Corruption of Science in America. The Dot Connector; 2011.
25. Phalgune A, Kissinger C, Burnett M, Cook C, Beckwith L, Ruthruff JR, editors. Garbage in, garbage out? An empirical look at oracle mistakes by end-user programmers. *Visual Languages and Human-Centric Computing*, 2005 IEEE Symposium on: IEEE; 2005.
26. Lovelock J. *The Vanishing Face of Gaia: A Final Warning* London: Allen Lane/Penguin; 2009.
27. Available:<https://www.climate.gov/maps-data/primer/climate-forcing> (Accessed July 27, 2019)
28. Andreae MO, Jones CD, Cox PM. Strong present-day aerosol cooling implies a hot future. *Nature*. 2005;435(7046):1187.
29. Myhre G, Shindell D, Bréon F-M, Collins W, Fuglestedt J, Huang J, et al. Anthropogenic and natural radiative forcing. *Climate Change*. 2013;423:658-740.
30. Curry JA, Webster PJ. Climate science and the uncertainty monster. *Bulletin of the American Meteorological Society*. 2011; 92(12):1667-82.
31. Letcher TM. Why do we have global warming? *Managing Global Warming*: Elsevier. 2019;3-15.
32. Summerhayes CP, Zalasiewicz J. Global warming and the Anthropocene. *Geology Today*. 2018;34(5):194-200.
33. Ångström A. On the atmospheric transmission of sun radiation and on dust in the air. *Geografiska Annaler*. 1929; 11(2):156-66.
34. Robock A. Enhancement of surface cooling due to forest fire smoke. *Science*. 1988;911-3.
35. Robock A. Surface cooling due to forest fire smoke. *Journal of Geophysical Research: Atmospheres*. 1991;96(D11): 20869-78.
36. McCormick RA, Ludwig JH. Climate modification by atmospheric aerosols. *Science*. 1967;156(3780):1358-9.
37. Andreae MO, Gelencsér A. Black carbon or brown carbon? The nature of light-absorbing carbonaceous aerosols. *Atmospheric Chemistry and Physics*. 2006; 6(10):3131-48.
38. Wang C, Jeong GR, Mahowald N. Particulate absorption of solar radiation: anthropogenic aerosols vs. dust. *Atmospheric Chemistry and Physics*. 2009;9(12): 3935-45.
39. Ramanathan V, Carmichael G. Global and regional climate changes due to black carbon. *Nature geoscience*. 2008;1(4):221.
40. Fan J, Rosenfeld D, Ding Y, Leung LR, Li Z. Potential aerosol indirect effects on atmospheric circulation and radiative forcing through deep convection. *Geophysical Research Letters*. 2012;39(9).
41. Anderson TL, Charlson RJ, Schwartz SE, Knutti R, Boucher O, Rodhe H, et al. Climate forcing by aerosols-A hazy picture. *Science*. 2003;300(5622):1103-4.
42. Herndon JM. Air pollution, not greenhouse gases: The principal cause of global warming. *J Geog Environ Earth Sci Intern*. 2018;17(2):1-8.
43. Herndon JM. Fundamental climate science error: Concomitant harm to humanity and the environment *J Geog Environ Earth Sci Intern*. 2018;18(3):1-12.
44. Herndon JM. Role of atmospheric convection in global warming. *J Geog Environ Earth Sci Intern*. 2019;19(4):1-8.
45. Herndon JM, Whiteside M. Further evidence that particulate pollution is the

- principal cause of global warming: Humanitarian considerations. *Journal of Geography, Environment and Earth Science International*. 2019;21(1):1-11.
46. Fan J, Wang Y, Rosenfeld D, Liu X. Review of aerosol–cloud interactions: Mechanisms, significance, and challenges. *Journal of the Atmospheric Sciences*. 2016;73(11):4221-52.
  47. Pöschl U. Atmospheric aerosols: composition, transformation, climate and health effects. *Angewandte Chemie International Edition*. 2005;44(46):7520-40.
  48. Ito A. Atmospheric processing of combustion aerosols as a source of bioavailable iron. *Environmental Science & Technology Letters*. 2015;2(3):70-5.
  49. Ito A, Myriokefalitakis S, Kanakidou M, Mahowald NM, Scanza RA, Hamilton DS, et al. Pyrogenic iron: The missing link to high iron solubility in aerosols. *Science Advances*. 2019;5(5):eaau7671.
  50. Matsui H, Mahowald NM, Moteki N, Hamilton DS, Ohata S, Yoshida A, et al. Anthropogenic combustion iron as a complex climate forcer. *Nature communications*. 2018;9(1):1593.
  51. Moteki N, Adachi K, Ohata S, Yoshida A, Harigaya T, Koike M, et al. Anthropogenic iron oxide aerosols enhance atmospheric heating. *Nature Communications*. 2017;8: 15329.
  52. Herndon JM. Aluminum poisoning of humanity and Earth's biota by clandestine geoengineering activity: Implications for India. *Curr Sci*. 2015;108(12):2173-7.
  53. Herndon JM. Obtaining evidence of coal fly ash content in weather modification (geoengineering) through analyses of post-aerosol spraying rainwater and solid substances. *Ind J Sci Res and Tech*. 2016; 4(1):30-6.
  54. Herndon JM, Whiteside M, Baldwin I. Fifty years after “how to wreck the environment”: Anthropogenic extinction of life on earth. *J Geog Environ Earth Sci Intn*. 2018;16(3):1-15.
  55. Poet S, Moore H, Martell E. Lead 210, bismuth 210, and polonium 210 in the atmosphere: Accurate ratio measurement and application to aerosol residence time determination. *Journal of Geophysical Research*. 1972;77(33):6515-27.
  56. Baskaran M, Shaw GE. Residence time of arctic haze aerosols using the concentrations and activity ratios of <sup>210</sup>Po, <sup>210</sup>Pb and <sup>7</sup>Be. *Journal of Aerosol Science*. 2001;32(4):443-52.
  57. Quinn P, Bates T, Baum E, Doubleday N, Fiore A, Flanner M, et al. Short-lived pollutants in the Arctic: Their climate impact and possible mitigation strategies. *Atmospheric Chemistry and Physics*. 2008; 8(6):1723-35.
  58. Ogren J, Charlson R. Elemental carbon in the atmosphere: cycle and lifetime. *Tellus B*. 1983;35(4):241-54.
  59. Kokaly R, Clark R, Swayze G, Livo K, Hoefen T, Pearson N, et al. USGS Spectral Library Version 7 Data: US Geological Survey data release; 2017.
  60. Koch D, Del Genio A. Black carbon semi-direct effects on cloud cover: Review and synthesis. *Atmospheric Chemistry and Physics*. 2010;10(16):7685-96.
  61. Yang M, Howell S, Zhuang J, Huebert B. Attribution of aerosol light absorption to black carbon, brown carbon, and dust in China—Interpretations of atmospheric measurements during EAST-AIRE. *Atmospheric Chemistry and Physics*. 2009;9(6):2035-50.
  62. Lyamani H, Olmo F, Alados-Arboledas L. Light scattering and absorption properties of aerosol particles in the urban environment of Granada, Spain. *Atmospheric Environment*. 2008;42(11):2630-42.
  63. Pollack JB, Cuzzi JN. Scattering by nonspherical particles of size comparable to a wavelength: A new semi-empirical theory and its application to tropospheric aerosols. *Journal of the Atmospheric Sciences*. 1980;37(4):868-81.
  64. Volten H, Munoz O, Rol E, De Haan J, Vassen W, Hovenier J, et al. Scattering matrices of mineral aerosol particles at 441.6 nm and 632.8 nm. *Journal of Geophysical Research: Atmospheres*. 2001;106(D15):17375-401.
  65. Schwarz J, Gao R, Fahey D, Thomson D, Watts L, Wilson J, et al. Single-particle measurements of midlatitude black carbon and light-scattering aerosols from the boundary layer to the lower stratosphere. *Journal of Geophysical Research: Atmospheres*. 2006;111(D16).
  66. Carlson TN, Benjamin SG. Radiative heating rates for Saharan dust. *Journal of the Atmospheric Sciences*. 1980;37(1): 193-213.
  67. Scortichini M, De Sario M, de'Donato F, Davoli M, Michelozzi P, Stafoggia M. Short-Term Effects of Heat on Mortality

- and Effect Modification by Air Pollution in 25 Italian Cities. *International Journal of Environmental Research and Public Health*. 2018;15(8):1771.
68. Jacobson MZ. Effects of biomass burning on climate, accounting for heat and moisture fluxes, black and brown carbon, and cloud absorption effects. *Journal of Geophysical Research: Atmospheres*. 2014;119(14):8980-9002.
  69. Ito A, Lin G, Penner JE. Radiative forcing by light-absorbing aerosols of pyrogenetic iron oxides. *Scientific Reports*. 2018; 8(1):7347.
  70. Olson MR, Victoria Garcia M, Robinson MA, Van Rooy P, Dietenberger MA, Bergin M, et al. Investigation of black and brown carbon multiple-wavelength-dependent light absorption from biomass and fossil fuel combustion source emissions. *Journal of Geophysical Research: Atmospheres*. 2015;120(13):6682-97.
  71. Oeste FD, Richter Rd, Ming T, Caillol S. Climate engineering by mimicking natural dust climate control: The iron salt aerosol method. *Earth System Dynamics*. 2017; 8(1):1-54.
  72. Liu L, Zhang J, Xu L, Yuan Q, Huang D, Chen J, et al. Cloud scavenging of anthropogenic refractory particles at a mountain site in North China. *Atmospheric Chemistry and Physics*. 2018;18(19): 14681-93.
  73. Hunt AJ. Small particle heat exchangers. University of California, Berkeley Report No. LBL-7841; 1978.
  74. Koren I, Kaufman YJ, Rosenfeld D, Remer LA, Rudich Y. Aerosol invigoration and restructuring of Atlantic convective clouds. *Geophysical Research Letters*. 2005; 32(14).
  75. Rosenfeld D. TRMM observed first direct evidence of smoke from forest fires inhibiting rainfall. *Geophysical Research Letters*. 1999;26(20):3105-8.
  76. Givati A, Rosenfeld D. Quantifying precipitation suppression due to air pollution. *Journal of Applied Meteorology*. 2004;43(7):1038-56.
  77. Guo C, Xiao H, Yang H, Wen W. Effects of Anthropogenic Aerosols on a Heavy Rainstorm in Beijing. *Atmosphere*. 2019; 10(4):162.
  78. Tao WK, Chen JP, Li Z, Wang C, Zhang C. Impact of aerosols on convective clouds and precipitation. *Reviews of Geophysics*. 2012;50(2).
  79. Ramana M, Ramanathan V, Kim D, Roberts G, Corrigan C. Albedo, atmospheric solar absorption and heating rate measurements with stacked UAVs. *Quarterly Journal of the Royal Meteorological Society: A Journal of the Atmospheric Sciences, Applied Meteorology and Physical Oceanography*. 2007; 133(629):1913-31.
  80. Shamjad P, Tripathi S, Thamban NM, Vreeland H. Refractive index and absorption attribution of highly absorbing brown carbon aerosols from an urban Indian City-Kanpur. *Scientific Reports*. 2016;6:37735.
  81. Chakrabarty RK, Heinson WR. Scaling Laws for Light Absorption Enhancement Due to Nonrefractory Coating of Atmospheric Black Carbon Aerosol. *Physical review letters*. 2018;121(21): 218701.
  82. Derimian Y, Karnieli A, Kaufman Y, Andreae M, Andreae T, Dubovik O, et al. The role of iron and black carbon in aerosol light absorption. *Atmospheric Chemistry and Physics*. 2008;8(13):3623-37.
  83. Alfaro S, Lafon S, Rajot J, Formenti P, Gaudichet A, Maille M. Iron oxides and light absorption by pure desert dust: An experimental study. *Journal of Geophysical Research: Atmospheres*. 2004; 109(D8).
  84. Liu D, Taylor JW, Crosier J, Marsden N, Bower KN, Lloyd G, et al. Aircraft and ground measurements of dust aerosols over the west African coast in summer 2015 during ICE-D and AER-D. *Atmospheric Chemistry and Physics*. 2018; 18(5):3817-38.
  85. Dunion JP, Velden CS. The impact of the Saharan air layer on Atlantic tropical cyclone activity. *Bulletin of the American Meteorological Society*. 2004;85(3):353-66.
  86. Prospero JM, Carlson TN. Vertical and areal distribution of Saharan dust over the western equatorial North Atlantic Ocean. *Journal of Geophysical Research*. 1972; 77(27):5255-65.
  87. Yoshida A, Ohata S, Moteki N, Adachi K, Mori T, Koike M, et al. Abundance and emission flux of the anthropogenic iron oxide aerosols from the East Asian continental outflow. *Journal of Geophysical Research: Atmospheres*; 2018.
  88. Silva L, Moreno T, Querol X. An introductory TEM study of Fe-

- nanominerals within coal fly ash. *Science of the Total Environment*. 2009;407(17): 4972-4.
89. McCarthy M, Tittle P, Dhir R. Characterization of conditioned pulverized fuel ash for use as a cement component in concrete. *Magazine of Concrete Research*. 1999;51(3):191-206.
  90. Styszko-Grochowiak K, Golaś J, Jankowski H, Koziński S. Characterization of the coal fly ash for the purpose of improvement of industrial on-line measurement of unburned carbon content. *Fuel*. 2004;83(13):1847-53.
  91. Fan M, Brown RC. Comparison of the loss-on-ignition and thermogravimetric analysis techniques in measuring unburned carbon in coal fly ash. *Energy & Fuels*. 2001;15(6): 1414-7.
  92. Zhang Y, Forrister H, Liu J, Dibb J, Anderson B, Schwarz JP, et al. Top-of-atmosphere radiative forcing affected by brown carbon in the upper troposphere. *Nature Geoscience*. 2017;10(7):486.
  93. Bahadur R, Praveen PS, Xu Y, Ramanathan V. Solar absorption by elemental and brown carbon determined from spectral observations. *Proceedings of the National Academy of Sciences*. 2012; 109(43):17366-71.
  94. Gleason KE, McConnell JR, Arienzo MM, Chellman N, Calvin WM. Four-fold increase in solar forcing on snow in western US burned forests since 1999. *Nature communications*. 2019;10(1): 2026.
  95. Allen CD, Breshears DD, McDowell NG. On underestimation of global vulnerability to tree mortality and forest die-off from hotter drought in the Anthropocene. *Ecosphere*. 2015;6(8):1-55.
  96. Allen CD, Macalady AK, Chenchouni H, Bachelet D, McDowell N, Vennetier M, et al. A global overview of drought and heat-induced tree mortality reveals emerging climate change risks for forests. *Forest Ecology and Management*. 2010;259(4): 660-84.
  97. Pace G, Meloni D, Di Sarra A. Forest fire aerosol over the Mediterranean basin during summer 2003. *Journal of Geophysical Research: Atmospheres*. 2005;110(D21).
  98. Li F, Lawrence DM, Bond-Lamberty B. Impact of fire on global land surface air temperature and energy budget for the 20th century due to changes within ecosystems. *Environmental Research Letters*. 2017;12(4):044014.
  99. Gluskoter HJ. Trace elements in coal: occurrence and distribution. *Illinois State Geological Survey Circular no 499*; 1977.
  100. Berkowitz N. *An introduction to coal technology*: Elsevier; 2012.
  101. Chen Y, Shah N, Huggins F, Huffman G, Dozier A. Characterization of ultrafine coal fly ash particles by energy filtered TEM. *Journal of Microscopy*. 2005;217(3):225-34.
  102. Montes-Hernandez G, Perez-Lopez R, Renard F, Nieto J, Charlet L. Mineral sequestration of CO<sub>2</sub> by aqueous carbonation of coal combustion fly-ash. *Journal of Hazardous Materials*. 2009; 161(2):1347-54.
  103. Zhuang Y, Kim YJ, Lee TG, Biswas P. Experimental and theoretical studies of ultra-fine particle behavior in electrostatic precipitators. *Journal of Electrostatics*. 2000;48(3):245-60.
  104. Herndon JM, Hoisington RD, Whiteside M. Deadly ultraviolet UV-C and UV-B penetration to Earth's surface: Human and environmental health implications. *J Geog Environ Earth Sci Intn*. 2018;14(2):1-11.
  105. Herndon JM, Williams DD, Whiteside M. Previously unrecognized primary factors in the demise of endangered torrey pines: A microcosm of global forest die-offs. *J Geog Environ Earth Sci Intn*. 2018;16(4):1-14.
  106. Whiteside M, Herndon JM. Coal fly ash aerosol: Risk factor for lung cancer. *Journal of Advances in Medicine and Medical Research*. 2018;25(4):1-10.
  107. Whiteside M, Herndon JM. Aerosolized coal fly ash: Risk factor for neurodegenerative disease. *Journal of Advances in Medicine and Medical Research*. 2018;25(10):1-11.
  108. Whiteside M, Herndon JM. Aerosolized coal fly ash: Risk factor for COPD and respiratory disease. *Journal of Advances in Medicine and Medical Research*. 2018;26(7):1-13.
  109. Whiteside M, Herndon JM. Previously unacknowledged potential factors in catastrophic bee and insect die-off arising from coal fly ash geoengineering *Asian J Biol*. 2018;6(4):1-13.
  110. Whiteside M, Herndon JM. Aerosolized coal fly ash: A previously unrecognized primary factor in the catastrophic global demise of bird populations and species. *Asian J Biol*. 2018;6(4):1-13.

111. Whiteside M, Herndon JM. role of aerosolized coal fly ash in the global plankton imbalance: Case of florida's toxic algae crisis. *Asian Journal of Biology*. 2019;8(2):1-24.
112. Cao HX, Mitchell J, Lavery J. Simulated diurnal range and variability of surface temperature in a global climate model for present and doubled CO2 climates. *Journal of Climate*. 1992;5(9):920-43.
113. Kukla G, Karl TR. Nighttime warming and the greenhouse effect. *Environmental Science & Technology*. 1993;27(8):1468-74.
114. Qu M, Wan J, Hao X. Analysis of diurnal air temperature range change in the continental United States. *Weather and Climate Extremes*. 2014;4:86-95.
115. Roderick ML, Farquhar GD. The cause of decreased pan evaporation over the past 50 years. *Science*. 2002;298(5597):1410-1.
116. Easterling DR, Horton B, Jones PD, Peterson TC, Karl TR, Parker DE, et al. Maximum and minimum temperature trends for the globe. *Science*. 1997;277(5324):364-7.
117. Dai A, Trenberth KE, Karl TR. Effects of clouds, soil moisture, precipitation, and water vapor on diurnal temperature range. *Journal of Climate*. 1999;12(8):2451-73.
118. Roy SS, Balling RC. Analysis of trends in maximum and minimum temperature, diurnal temperature range, and cloud cover over India. *Geophysical Research Letters*. 2005;32(12).
119. Peralta-Hernandez AR, Balling Jr RC, Barba-Martinez LR. Analysis of near-surface diurnal temperature variations and trends in southern Mexico. *International Journal of Climatology: A Journal of the Royal Meteorological Society*. 2009;29(2):205-9.
120. Gottschalk B. Global surface temperature trends and the effect of World War II: a parametric analysis (long version). arXiv:170306511.
121. Gottschalk B. Global surface temperature trends and the effect of World War II. arXiv:170309281.
122. Archer D, Eby M, Brovkin V, Ridgwell A, Cao L, Mikolajewicz U, et al. Atmospheric lifetime of fossil fuel carbon dioxide. *Annual review of earth and planetary sciences*. 2009;37:117-34.
123. Bastos A, Ciais P, Barichivich J, Bopp L, Brovkin V, Gasser T, et al. Re-evaluating the 1940s CO2 plateau. *Biogeosciences*. 2016;13:4877-97.
124. Müller J. Atmospheric residence time of carbonaceous particles and particulate PAH-compounds. *Science of the Total Environment*. 1984;36:339-46.
125. Rutledge D. Estimating long-term world coal production with logit and probit transforms. *International Journal of Coal Geology*. 2011;85(1):23-33.
126. Available:https://www.indexmundi.com/energy/ (Accessed July 27, 2019)
127. Maggio G, Cacciola G. When will oil, natural gas, and coal peak? *Fuel*. 2012; 98:111-23.
128. McNeill JR. Something new under the sun: An environmental history of the twentieth-century world (the global century series): WW Norton & Company; 2001.
129. Ramanathan V, Crutzen P, Kiehl J, Rosenfeld D. Aerosols, climate, and the hydrological cycle. *Science*. 2001; 294(5549):2119-24.
130. Roberts PH, King EM. On the genesis of the Earth's magnetism. *Reports on Progress in Physics*. 2013;76(9):096801.
131. Huguet L, Amit H, Alboussière T. Geomagnetic dipole changes and upwelling/downwelling at the top of the Earth's core. *Frontiers in Earth Science*. 2018;6:170.
132. Glatzmaier GA. Geodynamo simulations - How realistic are they? *Ann RevEarth Planet Sci*. 2002;30:237-57.
133. Guervilly C, Cardin P, Schaeffer N. Turbulent convective length scale in planetary cores. *Nature*. 2019;570(7761): 368.
134. Gerardi G, Ribe NM, Tackley PJ. Plate bending, energetics of subduction and modeling of mantle convection: A boundary element approach. *Earth and Planetary Science Letters*. 2019;515:47-57.
135. Nakagawa T, Iwamori H. On the implications of the coupled evolution of the deep planetary interior and the presence of surface ocean water in hydrous mantle convection. *Comptes Rendus Geoscience*. 2019;351(2-3):197-208.
136. Herndon JM. Nuclear georeactor generation of the earth's geomagnetic field. *Curr Sci*. 2007;93(11):1485-7.
137. Herndon JM. Nature of planetary matter and magnetic field generation in the solar system. *Curr Sci*. 2009;96(8):1033-9.

138. Herndon JM. Uniqueness of Herndon's Georeactor: Energy Source and Production Mechanism for Earth's Magnetic Field. arXiv: 09014509; 2009.
139. Emanuel KA, Živković-Rothman M. Development and evaluation of a convection scheme for use in climate models. *Journal of the Atmospheric Sciences*. 1999;56(11):1766-82.
140. Guilyardi E, Wittenberg A, Fedorov A, Collins M, Wang C, Capotondi A, et al. Understanding El Niño in ocean-atmosphere general circulation models: Progress and challenges. *Bulletin of the American Meteorological Society*. 2009; 90(3):325-40.
141. Chollet JP, Lesieur M. Parameterization of small scales of three-dimensional isotropic turbulence utilizing spectral closures. *Journal of the Atmospheric Sciences*. 1981;38(12):2747-57.
142. Ogura Y. The evolution of a moist convective element in a shallow, conditionally unstable atmosphere: A numerical calculation. *Journal of the Atmospheric Sciences*. 1963;20(5):407-24.
143. Herring JR. Investigation of problems in thermal convection: rigid boundaries. *Journal of the Atmospheric Sciences*. 1964;21(3):277-90.
144. Chandrasekhar S. Thermal Convection. *Proc Amer Acad Arts Sci*. 1957;86(4):323-39.
145. Available:<http://nuclearplanet.com/convection.mp4> (Accessed July 27, 2019)
146. DuBay SG, Fuldner CC. Bird specimens track 135 years of atmospheric black carbon and environmental policy. *Proceedings of the National Academy of Sciences*. 2017;114(43):11321-6.
147. Fehler M, Chouet B. Operation of a digital seismic network on Mount St. Helens volcano and observations of long period seismic events that originate under the volcano. *Geophysical Research Letters*. 1982;9(9):1017-20.
148. Mass C, Robock A. The short-term influence of the Mount St. Helens volcanic eruption on surface temperature in the Northwest United States. *Monthly Weather Review*. 1982;110(6):614-22.
149. Kinnison DE, Grant KE, Connell PS, Rotman DA, Wuebbles DJ. The chemical and radiative effects of the Mount Pinatubo eruption. *Journal of Geophysical Research: Atmospheres*. 1994;99(D12): 25705-31.
150. McCormick MP, Thomason LW, Trepte CR. Atmospheric effects of the Mt Pinatubo eruption. *Nature*. 1995; 373(6513):399.
151. Talukdar S, Venkat Ratnam M, Ravikiran V, Chakraborty R. Influence of black carbon aerosol on the atmospheric instability. *Journal of Geophysical Research: Atmospheres*.
152. Landsberg HE. *The Urban Climate*, Volume 28. Academic Press; 1981.
153. Roth M, Oke T, Emery W. Satellite-derived urban heat islands from three coastal cities and the utilization of such data in urban climatology. *International Journal of Remote Sensing*. 1989;10(11):1699-720.
154. Hua L, Ma Z, Guo W. The impact of urbanization on air temperature across China. *Theoretical and Applied Climatology*. 2008;93(3-4):179-94.
155. Alcoforado MJ, Andrade H. Global warming and the urban heat island. *Urban ecology: Springer*. 2008;249-62.
156. Walsh JJ, Steidinger KA. Saharan dust and Florida red tides: The cyanophyte connection. *Journal of Geophysical Research: Oceans*. 2001;106(C6):11597-612.
157. Wang R, Balkanski Y, Boucher O, Bopp L, Chappell A, Ciais P, et al. Sources, transport and deposition of iron in the global atmosphere. *Atmospheric Chemistry and Physics*. 2015;15(11):6247-70.
158. Wells M, Mayer L, Guillard R. Evaluation of iron as a triggering factor for red tide blooms. *Marine ecology progress series*. 1991;93-102.
159. Wong S, Dessler AE. Suppression of deep convection over the tropical north atlantic by the saharan air layer. *Geophysical research Letters*. 2005;32(9).
160. Hansen J, Nazarenko L. Soot climate forcing via snow and ice albedos. *Proc Nat Acad Sci*. 2004;101(2):423-8.
161. Qian Y, Yasunari TJ, Doherty SJ, Flanner MG, Lau WK, Ming J, et al. Light-absorbing particles in snow and ice: Measurement and modeling of climatic and hydrological impact. *Advances in Atmospheric Sciences*. 2015;32(1):64-91.
162. Herndon JM. Evidence of variable Earth-heat production, global non-anthropogenic climate change, and geoengineered global warming and polar melting. *J Geog Environ Earth Sci Intern*. 2017;10(1):16.

163. Wu GM, Cong ZY, Kang SC, Kawamura K, Fu PQ, Zhang YL, et al. Brown carbon in the cryosphere: Current knowledge and perspective. *Advances in Climate Change Research*. 2016;7(1-2):82-9.
164. Zhang Y, Kang S, Sprenger M, Cong Z, Gao T, Li C, et al. Black carbon and mineral dust in snow cover on the Tibetan Plateau. *Cryosphere*. 2018;12(2): 413-31.
165. Delany A, Shedlovsky J, Pollock W. Stratospheric aerosol: The contribution from the troposphere. *Journal of Geophysical Research*. 1974;79(36):5646-50.
166. Fromm MD, Servranckx R. Transport of forest fire smoke above the tropopause by supercell convection. *Geophysical Research Letters*. 2003;30(10).
167. Yu P, Rosenlof KH, Liu S, Telg H, Thornberry TD, Rollins AW, et al. Efficient transport of tropospheric aerosol into the stratosphere via the Asian summer monsoon anticyclone. *Proceedings of the National Academy of Sciences*. 2017; 114(27):6972-7.
168. Pueschel R, Boering K, Verma S, Howard S, Ferry G, Goodman J, et al. Soot aerosol in the lower stratosphere: Pole-to-pole variability and contributions by aircraft. *Journal of Geophysical Research: Atmospheres*. 1997;102(D11):13113-8.
169. Rietmeijer FJ. A model for tropical-extratropical transport of volcanic ash in the lower stratosphere. *Geophysical Research Letters*. 1993;20(10):951-4.
170. Gudiksen PH, Fairhall A, Reed RJ. Roles of mean meridional circulation and eddy diffusion in the transport of trace substances in the lower stratosphere. *Journal of Geophysical Research*. 1968; 73(14):4461-73.
171. Hofmann DJ, Solomon S. Ozone destruction through heterogeneous chemistry following the eruption of El Chichon. *Journal of Geophysical Research: Atmospheres*. 1989;94(D4): 5029-41.
172. National Research Council. *Trace-element Geochemistry of Coal Resource Development Related to Environmental Quality and Health*: National Academy Press; 1980.
173. Available: <https://www.academia.edu/people/search?q=Solar+Radiation+Management> (Accessed July 27, 2019)
174. Herndon JM, Whiteside M. Geoenvironment: The deadly new global "Miasma". *Journal of Advances in Medicine and Medical Research*. 2019;29(12):1-8.

© 2019 Herndon and Whiteside; This is an Open Access article distributed under the terms of the Creative Commons Attribution License (<http://creativecommons.org/licenses/by/4.0>), which permits unrestricted use, distribution, and reproduction in any medium, provided the original work is properly cited.

*Peer-review history:*  
*The peer review history for this paper can be accessed here:*  
<http://www.sdiarticle3.com/review-history/50545>