



Performance of Lettuce and Water Spinach in Koi Fish-based Aquaponics System

**Yuli Andriani^{1*}, Zahidah¹, Yayat Dhahiyat¹, Herman Hamdani¹
and dan Ristiana Dewi¹**

¹*Department of Fisheries, Faculty of Fisheries and Marine Sciences, Universitas Padjadjaran,
Jln. Raya Bandung Sumedang KM 21, Jatinangor 40600, Indonesia.*

Authors' contributions

This work was carried out in collaboration among all authors. Author YA designed the study, performed the statistical analysis, wrote the protocol and wrote the first draft of the manuscript. Authors Zahidah and YD managed the analyses of the study. Authors HH and RD managed the literature searches. All authors read and approved the final manuscript

Article Information

DOI: 10.9734/AJFAR/2019/v3i430039

Editor(s):

(1) Dr. Akeem Babatunde Dauda Lecturer, Department of Fisheries and Aquaculture, Federal University, Katsina State, Nigeria.

Reviewers:

(1) Şükrü Kitiş, Dumlupınar University, Turkey.

(2) U. Ikot, Ndueso, University of Calabar, Nigeria.

Complete Peer review History: <http://www.sdiarticle3.com/review-history/50135>

Original Research Article

Received 12 May 2019

Accepted 22 July 2019

Published 31 July 2019

ABSTRACT

This research aims to determine the growth of lettuce and water spinach plants used as biofilter in koi fish (*Cyprinus carpio*) aquaponic system. Research was carried out at the Laboratory of Fisheries, Ciparanje, Faculty of Fisheries and Marine Sciences, Universitas Padjadjaran from March to April 2018. Research was carried out experimentally using Randomized Block Design (RBD) with 2 treatments and 6 repetitions. The treatments were a combination of koi and water spinach, and a combination of koi and lettuce. The parameters observed were fish growth, fish survival, increase in length of plant stems and increase in leaf strands. The combination of koi fish and water spinach plants produced the highest productivity of plants, with stem length of 39 cm and the addition of 15 leaflets. This combination also produced the highest absolute growth of 3.93 grams / fish and survival rate of 100%.

Keywords: Aquaponics; biofilter; water spinach; koi; lettuce.

*Corresponding author: Email: yuliyusep@yahoo.com, yuli.andriani@unpad.ac.id;

1. INTRODUCTION

Cultivation activities produce solid waste and liquid waste from faeces and fish feed residues. The accumulation of waste can cause a decrease in water quality which affects physiological processes, behavior, growth, and mortality of fish. Therefore, management of water quality is needed in fish culture's media [1].

Aquaponics is a combination of aquaculture and hydroponics that aims to maintain fish and plants in a system that is interconnected. The interaction between fish and plants produces an ideal environment for fish and plant to grow bigger, so it is more productive than conventional method [2]. Aquaponics system reduces organic materials by absorbing wastewater from cultivation processes using plant. Plants are grown in hydroponic systems with roots submerged in water [3]. The plants function as biofilter which will break down toxic substances into substances that are not harmful to fish while supplying oxygen to the water used for cultivating fish [2].

Vegetable plants that are often used in aquaponic systems are including lettuce (*Lactuca sativa L.*) and water spinach (*Ipomoea reptans P.*). According to Rokhmah [4], lettuce is a plant that is widely used in aquaponic systems, because it is short lived and is relatively less problematic with pests compared to fruiting plants. Land water spinach is a fast-growing plant, has lush roots and is not too strong, and its maintenance requires continuous water [5].

The different types of plants will produce different uptake of organic matter, so that the use of both types of plants in aquaponic systems can reduce organic materials. The koi fish is used to see the growth response of the two types of plants. In addition, koi is an ornamental fish that has economic value that encourages the community to increase production through intensive cultivation. Koi fish is an Asia-origin carp are currently listed among the most important ornamental species as they can be reared in all countries throughout the world [6]. In Indonesia, production of koi carp was reached 83,885 MT in 2012 [7].

The purpose of this research is to compare growth performance of spinach and lettuce in aquaponic system for rearing of koi fish.

2. MATERIALS AND METHODS

2.1 Time and Place

Research was conducted in March to April 2018 at the Ciparanje Fisheries Cultivation Laboratory, FPIK Unpad, while water quality tests were carried out at the Ecology Laboratory, Center for Research and Development of Natural Resources and Environment (PPSDAL) of Universitas Padjadjaran.

2.2 Research Materials

The vegetables used in this study were land lettuce and water spinach aged 1 to 2 weeks from seeding. Rockwool served as the place for the roots of plants to stick, so the plants can be stuck firmly in the pot. Koi fish used in this experiment were about 3-7 cm long.

2.3 Research Tools

Two pieces of fiber tub with a diameter of 30 cm and a depth of 100 cm were used as the container for the fishes. Pump was used to draw water from the cultivation container to the 4" PVC pipe. Two pieces of pumps with a size of 90 watts (4 meters) and 25 watts (2 meters), and one heater for stabilizing water temperature were also used. 4" PVC pipe and 1/2" PVC pipe was placed to drain water and retain water for the plants. As many as 228 pieces of Plastic cups were used as a place to put the plants. Kenko brand digital scales with accuracy of 0.1 gram was utilized to measure fish weight.

2.4 Research Methodology

The research methodology used in this study was the experimental method using Randomized Block Design (RBD) with 2 treatments repeated 6 times. The treatment consist:

Treatment A : lettuce and koi fish in aquaponic system

Treatment B : waterspinach and koi fish in aquaponic system

2.5 Research Procedure

Container Preparation: The container used in this research were two tubular fiber with a diameter of 30 cm and a depth of 100 cm.

Fish Acclimatization: Fish acclimatization was done so that the fish could adapt to the new

environment and the fingerlings could adjust when the research process took place. The newly purchased fingerlings were stored in an acclimatization container (fiber tub) for 1 week so that the fish did not get stressed and to reduce the mortality value. Feeding was carried out on a regular basis ad libitum 2 times a day (8:00 a.m. and 8:00 p.m.) so that the fingerlings continue to get food intake during the adaptation process.

Preparation of Aquaponic Installation: The recirculation aquaponics system was installed as such, where the fish and plants were kept in separate container placed on a multilevel iron rack. Then, the water in the container which the fish were kept was flowed into the plant containers using 4" PVC pipe. One end of 4" PVC pipe on the top shelf was hollowed out and connected to the ½ " pipe PVC which has been installed with a water pump as a tool to suck up water up to the plant maintenance container. After that, under the drainage pipe there was a small tub acting as a water reservoir. The water in the storage container were flowed back through the ½ " PVC pipe using a water pump, so that the water could rise again to the fiber tub where the fish were kept.

Seeding: The seeding process was done by planting lettuce seeds and water spinach on the net pot using soil and rockwool. Lettuce and water spinach were sown for 2 weeks before planting in the growing media on aquaponic media.

2.6 Research Implementation

Research was carried out for 30 days. The density of koi fish was as much as 354 fishes. Feeding was done twice a day at 07.00 and 15.00 WIB with feeding rate of 10% of total body weight of fishes. The feed use commercial crumble feed with crude protein contain 35%. After that, the number of fish that die was counted every day. The weight and length of fish fry were measured once a week to 30% of the total fish sample. Observation of plants was carried out once a week by measuring the length of the plant stems and increasing leaflets.

2.7 Observation Parameters

Fish Growth: The growth of the fish was measured by weighing the initial and final sample weight, then measuring the total length of the fish. Absolute growth and growth rate were calculated using the following formula [8]:

a. Absolute Growth

$$AG = W_t - W_o$$

b. Growth rate

$$SGR = (\ln W_t - \ln W_o) / T \times 100\%$$

Note:

AG = Absolute Growth (g)
 SGR = Specific Growth Rate (% day)
 W_o = Initial weight of fish (g)
 W_t = Final weight of fish (g)
 T = Cultivation period (days)

Survival Rate: Fish survival was calculated using the following formula [9]:

$$SR = N_t / N_o \times 100\%$$

Keterangan:

SR = Survival of fish sample (100%).
 N_t = Number of test fish at the end of the study (fish)
 N_o = Number of test fish at the beginning of the study (fish)

Plant Observation: Measurement of the length of plant and counting the increase of leaflets were carried out regularly once every 7 days, starting from the beginning of the research until the last day of observation.

2.8 Data Analysis

The results of the data were analyzed descriptively through observational studies with supporting data and related literature. Furthermore, the data were analyzed using analysis of variance (F-test) with the confidence level of 95% to determine the effect of each treatment on the length of the plant stem and the addition of leaflets. If there are significant differences between treatments, then the data is analysed with Duncan's multiple distance test with a level of 5% [10].

3. RESULTS AND DISCUSSION

3.1 Fish Growth

At the beginning of the experiment, the average weight of koi fish was 0.88 grams / fish and increased after 30 days of cultivation. The final weight of koi fish was 3.93 grams / fish and 4.15 grams/fish (Fig. 1).

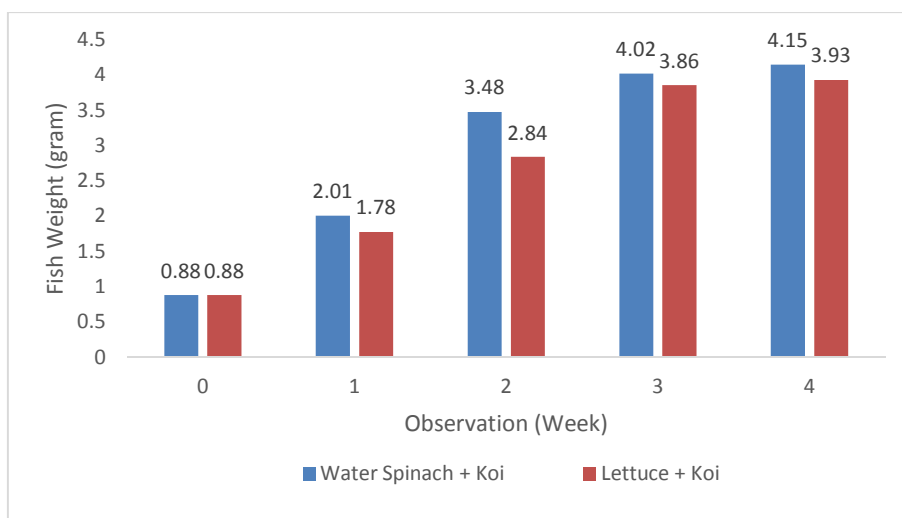


Fig. 1. Average weight increase of koi fish

The growth of koi fish is different when combined with different plants (Table 1). The results showed that absolute growth and the growth rate of koi fish combined with water spinach had a higher value. This is related to the complexity root structure of water spinach so that it becomes a good biofilter and produces water quality that supports the growth of koi fish.

Feeds with high protein content will support fish growth, especially the increase of biomass in fish. The feed test was fulfilled the need of koi fish nutrition (35%). Feed protein nutrition for enlargement of koi fish ranges from 32% - 41% [11]. Growth in koi fish is not optimal because physiologically koi fish do not have a stomach so that the digestibility runs longer and the feed that had been eaten will be decomposed slowly in the enlarged front intestine [12].

3.2 Rate of Survival of Fish

Survival is closely related to whether or not food is adequate, fish health, and whether cultivation environments is good or bad [13]. The protein content in feed can be used as a form of antibody that function against foreign substances that enter the body of the fish [14]. The environmental conditions of the research site are supported by the hygiene of the cultivation media. According to Sari [15], materials that are not useful and even detrimental to fish will be sedimentated at the bottom of the cultivation container. Nitrogen cycle occurs in cultivation container due to the presence of decomposing bacteria and also inorganic materials (from food

waste and fish metabolic waste). Aquaponics system reduces the waste by absorbing the wastewater using plant roots, so that the remaining absorbed feed undergoes an oxidation process with the help of oxygen and bacteria [16].

Based on 30 days of cultivation period, the survival rate of fish, either combination with water spinach and lettuce, which cultivated in the aquaponics system showed an outstanding value, with 100% of survival rate.

3.3 The Growth of Leaf and Length of the Plants

The average length of water spinach plants at the end of cultivation period ranged from 38.7 cm - 39.0 cm, while the lettuce plants were 19.0 cm - 20.7 cm (Fig. 2). According to Wasonowati [17], plant growth is influenced by internal and external factors. Internal factors that influence plant growth are related to physiological processes, while external factors that affect plant growth including solar radiation, temperature, water, and nutrient supply. There are 3 important things that affect stem growth, like the presence of light, growth regulators and nutrients. The availability of water and nutrients affects the growth of segments, especially by cell expansion. Plants that lack light will show symptoms of etiolation, where plants will grow very fast in dark places but the condition of plants is weak and the stems are not sturdy [18]. The increase of plant height and number of leaves, is in line with increasing plant age [19].

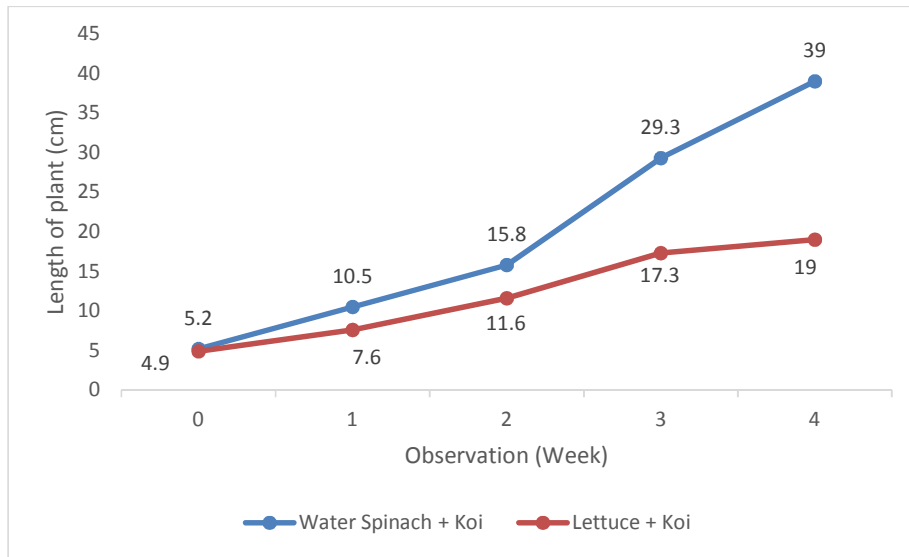


Fig. 2. The growth of plant length

The increase in the number of leaflets during the research ranged from 12-15 stands of leaves in water spinach plants, whereas in lettuce plants there were 9-13 strands of leaves (Fig. 3). At the beginning of planting, the plants have an average of 4 leaves each. But after the cultivation period, each treatment of plants had a different number of leaves. The highest leaf growth was found in treatments with water spinach plants and koi fish, which had 19 leaves. The addition of leaf blade occurs because of the availability of sufficient nutrients to be absorbed by plants.

Leaves are vegetative organs of plants, their numbers greatly affect plant growth because the leaves are the organ where photosynthesis occurs. The more leaves there are in plants, the greater the production will be. In addition, the results of photosynthesis will affect plant growth and development [20]. Plants that do not get additional nitrogen will grow stunted and the leaves formed will be smaller, thinner and the number will be lesser, while the plants that get enough nitrogen then the leaves formed will be larger and wider [21].

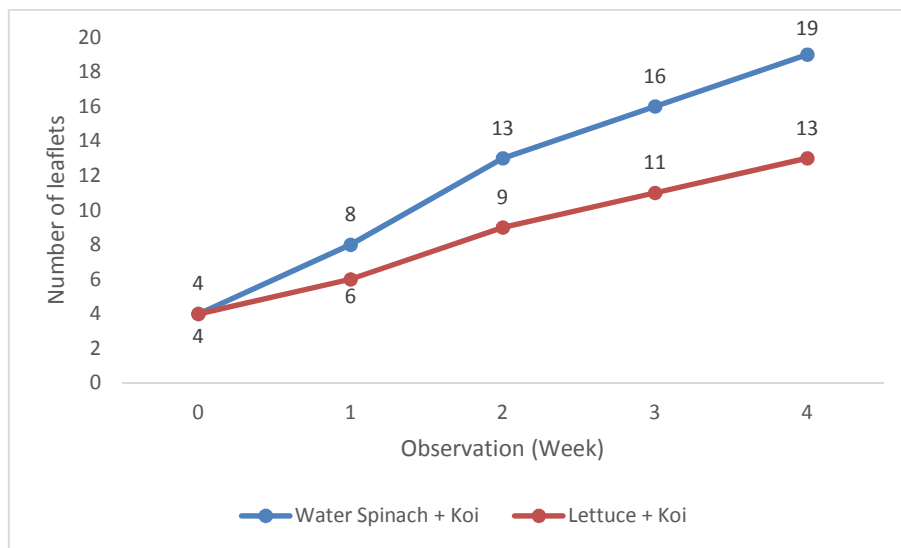


Fig. 3. The number of leaves

Table 1. Absolute growth and SGR of koi fish

Treatment	Fish growth	
	Absolute growth (g)	SGR (% day)
A (Fish koi and water spinach)	3.27	0.0395
B (Fish koi and lettuce)	3.05	0.0371

4. CONCLUSION

The result of this research showed that the use of water spinach plant in aquaponic system is more effective than lettuce. The combination of koi fish and water spinach plant produced the highest productivity of plant, such as stem length of 39 cm and the addition of 15 leaflets. The combination also produced the highest absolute growth of 3.27 grams / fish and survival rate of 100%.

ACKNOWLEDGEMENTS

The authors appreciate Ministry of Research, Technology And Higher Education of the Republic of Indonesia for provision of funding by PDUPT Grant (2017/2018) to accomplish this work.

COMPETING INTERESTS

Authors have declared that no competing interests exist.

REFERENCES

1. Gunardi B, Hafsari DR. Pengendalian limbah amoniak budidaya ikan lele dengan sistem heterotrofik menuju sistem akuakultur nir-limbah. *Jurnal Riset Akuakultur*. 2008;3.
2. Fathulloh AS, Budiana NS. *Akuaponik Panen Sayur Bonus Ikan*. Penebar Swadaya: Jakarta; 2015.
3. Widyastuti YR. Peningkatan produksi air tawar melalui budidaya ikan sistem akuaponik. *Prosiding Seminar Nasional Limnologi IV LIPI*. Bogor. 2008;62-73.
4. Rokhmah NA, Ammatillah CS, Sastro Y. Vertiminaponik, mini akuaponik untuk lahan sempit di perkotaan. *Buletin Pertanian Perkotaan*. 2014;4(2):14-22.
5. Nugroho E, Sutrisno. *Budidaya Ikan dan Sayuran dengan Sistem Akuaponik*. Penebar Swadaya. Bogor; 2008.
6. Hekimoğlu MA, Suzer C, Saka Ş, Fırat K. Enzymatic characteristics and growth parameters of ornamental koi carp (*Cyprinus carpio* var. Koi) larvae fed by *Artemia nauplii* and cysts. *Turkish Journal of Fisheries and Aquatic Sciences*. 2014;14:125-133.
7. Kumar R, Raja Swaminathana T, Kumar RG, Dharmaratnama A, Basheera VS, Jena JK. Mass mortality in ornamental fish, *Cyprinus carpio* caused by abacterial pathogen, *Proteus hauseri*. *Acta Tropica*. 2015;149:128–134.
8. Ogunji J, Toor RS, Shulz C, Kloas W. Growth performance, nutrient utilization of Nile tilapia (*Oreochromis niloticus*) fed housefly maggot meal (Magmeal) Diets. *Turkish Journal of Fisheries and Aquatic Sciences*. 2008;8:141-147.
9. Effendie MI. *Biologi Perikanan*. Yayasan Pustaka Nusatama. Yogyakarta; 1997.
10. Gaspersz V. *Metode perancangan percobaan*. CV.ARMICO: Bandung; 1991.
11. Ayu D. Variasi kombinasi tepung labu kuning (*Cucurbita moschata* D.) dan Tepung Azolla (*Azolla pinnata* R.br.) pada kecerahan warna ikan koi (*Cyprinus carpio* L.) Skripsi. Universitas Atma Jaya Yogyakarta. Yogyakarta; 2013.
12. Ratna A. Pemberian pakan dengan kadar serat kasar yang berbeda terhadap daya cerna pakan pada ikan berlabung dan ikan tidak berlabung. *Jurnal Ilmiah Perikanan dan Kelautan*. 2012;4(2).
13. Rika. Pengaruh salinitas terhadap pertumbuhan dan kelulushidupan ikan hasil strain GIFT dengan strain singapura. Skripsi. Universitas Diponegoro. Semarang; 2008.
14. Mudjiman. *Makanan Ikan*. Edisi Revisi, Penebar Swadaya. Jakarta. 2008;148.
15. Sari M, Hatta M, Dan A. Permana. Pengaruh ketinggian air dalam pemeliharaan larva ikan hias botia (*Chromobotia macracanthus* Bleeker). *Acta Aquatica*. 2014;1(1). [ISSN: 2406-9825]
16. Dauhan RES, Efendi dan Suparmono E. Efektifitas sistem akuaponik dalam mereduksi konsentrasi amonia pada sistem budidaya ikan. *Journal Rekayasa dan Teknologi Budidaya Perairan*. 2014;3(1):297-302.

17. Wasonowati C, Suryawati S, Rahmawati A. Respon dua varietas tanaman selada (*Lactuca sativa* L.) terhadap macam nutrisi pada sistem hidroponik. Jurnal Agroekoteknologi (Agrovigor). 2013;6(1):50-72.
18. Siswadi, Yuwono T. Pengaruh macam media terhadap pertumbuhan dan hasil selada (*Lactuca sativa* L.) hidroponik. Jurnal Agronomika. 2015;9(3): 257-264.
19. Edi S. Pengaruh pemberian pupuk organik terhadap pertumbuhan dan hasil tanaman kangkung darat (*Ipomoea reptans* Poir). Jurnal Agroteknologi. 2014;3(1):17-24.
20. Mayani N, Kurniawan TD, Marlina. Pertumbuhan tanaman kangkung darat (*Ipomoea reptans* Poir) akibat perbedaan dosis kompos jerami dekomposisi mol keong mas. Jurnal Lentera. 2015;15(13):59-63.
21. Lakitan B. Fisiologi pertumbuhan dan perkembangan tanaman. PT Raja Grafindo Persada. Jakarta; 1996.

© 2019 Andriani et al.; This is an Open Access article distributed under the terms of the Creative Commons Attribution License (<http://creativecommons.org/licenses/by/4.0>), which permits unrestricted use, distribution, and reproduction in any medium, provided the original work is properly cited.

Peer-review history:
The peer review history for this paper can be accessed here:
<http://www.sdiarticle3.com/review-history/50135>